



OFFICE: (586) 752-4900

www.rocksnroots.com

FAX: (586) 752-1123



MAY 2013

PRODUCT GUIDE ONLY

PRICES ARE SUBJECT TO CHANGE WITHOUT NOTICE!

Policies

- Danger do not walk in or around our yard without a rocks 'n' roots representative!
- If you need to see more of a product or item see sales staff in office!
- You will be asked to leave if you do not conform to our policies!
- Heavy equipment in use: Possible injury or loss of life!
- Enter premises at your own risk!
- Heavy equipment has right of way!
- Danger of injury or loss of life by shifting material!
- Do not climb on any material or displays!
- Parents responsible for controlling children!
- Customer assumes all responsibility when allowing rocks 'n' roots to load their vehicles!
- Danger children only permitted in store or vehicle with parents/guardian!
- Customer assumes all responsibility when entering rocks 'n' roots!
- Children are not allowed in yard!
- Children are not allowed in, on or around displays!
- Children are not allowed anywhere without parents!
- Children to remain in vehicle upon entering rocks 'n' roots property!
- Our yard is for loading and unloading only, no foot traffic allowed!
- Due to steel, plastic and fuel, prices may change daily!
- Michigan law – All loads must be tarped!
- Client assumes all responsibility when allowing rocks 'n' roots to load their vehicle!
- rocks 'n' roots will only load open bed trucks or trailers!
- All calculations are approximate!
- **NON-REFUNDABLE ITEMS INCLUDE, BUT ARE NOT LIMITED TO:**
Bulk items, dated items, liners, pipe, underlayment, full rolls, cut pieces, chemicals, sealers, strippers, techni-seal products, envirobond products, powerloc products, adhesives, glue, primer, silicone, foam, open items, dirty or sale items; unbanded brick, special orders, re-banded bricks or material, shrink wrapped bricks or material; Natural wall, flag, steps and outcropping; Pillar caps, step stackers, Sienna, Grande and all Unilock products. Liners of any size or shape, cut to order, pre-cut or full rolls!
- 25% restocking fee on returnable items.
- No returns without original receipt! No exceptions!
- Refund for check purchases must wait ten (10) business days! A \$35 return fee will be assessed on all returned checks!
- If refund is allowed, refund will be given the same way paid, except for cash refunds over \$25.00, then a check will be issued!
- Prices subject to change without notice!
- On natural material, per ton price is only applicable to full pallets. Average 1-3 tons per pallet. Hand picking is charged the per pound price only.... no discounts, no exceptions.
- Pricing reverts to each price for items kept when returning goods!
- \$80.00 material minimum plus delivery on all deliveries!
- Order discrepancies must be noted on day of delivery or at time of pick-up!
- No tagging of rocks or boulders, natural flag, wall, steps or outcropping, pick-up or delivery!
- No pets allowed in store or on property!
- No smoking allowed in the store, barns or by mulch bins!
- Children must remain by parent's side at all times!
- On all color blends, one color may be predominant or the only color visible!
- Limited return policy within 30 days!
- Bulk items – final sale!
- All stone will have fines and dust due to the crushing process!
- **One coupon per sale. Coupons cannot be combined or used on sale items!**
- We are happy to help figure quantities but are not responsible for errors or omissions!
- We apologize for any misprinted pricing, but are not responsible!
- Current price will be charged at time of purchase. **Prices are subject to change without notice!**
- Coupons stating one unit/item – EX: Buy 12 yards, the discount only applies to one yard.
- Coupons must be presented at time of purchase! No Exceptions!
- Brick and wall dye lots will change from load to load!
- Stone color and sizes change from load to load!
- Damaged pallets and pallets missing boards are non-refundable!

Warning and rules on hand loading

- Hand picking and loading is dangerous!
- Possible scrapes, bruises, bumps, or loss of fingers, arms, legs or life!
- No children allowed!
- Must be over 18 to hand load!
- Do not leave area!
- Do not walk in yard!
- Customer assumes all risk and responsibility when hand loading!
- Special orders must be prepaid!
- Discount for large quantities!
- We offer debris pickup on sites we are delivering brick to - only!
- No discounts on sale items! No exceptions!

- *1* Porous material may crumble!
 - *2* We are not able to determine if iron is present in stone; if present rusting will occur!
 - *3* Material may fade over time!
 - *4* .5cf bag coverage approx. 2.5sf @2”!
 - *5* Use small pieces on bottom courses, save larger pieces for top course!
 - *6* Palletized material contains scrap pieces which are normal and non-returnable! Use small pieces as fillers in your project!
 - *7* Cracking, checking and/or peeling may occur to natural wallstone/flagstone/boulders/outcropping/step material!
 - *8* Take block as they come off pallet – Marbleized color - NO EXCEPTION!
 - *9* We will not pick thru a pallet for halves or color. Sold only if they are next on pallet!
 - *10* Ton price applies to full pallets only!
- * Ton price applies to full pallet only!
* No return! No exceptions!




FAMILY OWNED AND OPERATED! SINCE 1928!

CONTENTS

Page 1: Policies	Page 22: Belgard Walls
Page 2: Belgard Photos	Page 23: Fendt Photos
Page 3: Ponds	Page 24: Fendt Pavers
Page 4: Ponds	Page 25: Fendt Walls
Page 5: Seed / Hydrograss	Page 26: Fendt Pavers
Page 6: Drain Tile	Page 27: Fendt Pavers
Page 7: Low Voltage Lighting	Page 28: Fendt Walls
Page 8: Veneer Stone	Page 29: Oaks Photos
Page 9: Decorative Rocks	Page 30: Oaks Pavers
Page 10: Mulch / Woodchips	Page 31: Oaks Pavers
Page 11: Aggregates / Soils / Boulders	Page 32: Oaks Walls
Page 12: Fake Rocks	Page 33: Oaks Walls
Page 13: Flagstone / Outcropping	Page 34: Oldcastle / DIY
Page 14: Steps / Wallstone	Page 35: Unilock Photos
Page 15: Accessories	Page 36: Unilock Pavers
Page 16: Accessories	Page 37: Unilock Pavers
Page 17: Belgard Photos	Page 38: Unilock Walls
Page 18: Belgard Photos	Page 39: Unilock Walls
Page 19: Belgard Pavers	Page 40: Unilock Photos
Page 20: Belgard Walls	Page 41: How to Brick / Wall
Page 21: Belgard Pavers	Page 42: Fire Places

BELGARD

Picture Courtesy Of Belgard



BELGARD[®]
AUTHORIZED DEALER
BE PREPARED FOR COMPANY[™]

Picture Courtesy Of Belgard



Picture Courtesy Of Belgard



Picture Courtesy Of Belgard

Ponds

Pond Calculations

LIQUID MEASURE EQUIVALENTS

1 gal	4 qt	8 pt	16 cups	128 fl oz	3.179L			
1/2 gal	2 qt	4 pt	8 cups	64 fl oz	1.89L			
1/4 gal	1 qt	2 pt	4 cups	32 fl oz	.95L			
	1/2 qt	1 pt	2 cups	16 fl oz	.47L			
	1/4 qt	1/2 pt	1 cup	8 fl oz	.24L			
			1/2 cup	4 fl oz	.12L	8 Tbs	24 tsp	
			1/4 cup	2 fl oz	.06L	4 Tbs	12 tsp	
			1/8 cups	1 fl oz	.03L	2 Tbs	6 tsp	
				1/2 fl oz	.015L	1 Tbs	3 tsp	

HOW TO CALCULATE POND CAPACITY

Average width, length, depth or diameter in feet

Shape of Pond	Formula for Gallons	Surface Area Formula
Rectangular or square	depth x length x width x 7.5 = Gallons	length x width = sq. ft. of surface area
Circular	Diameter x diameter x depth x 5.9 = Gallons	1/2 the diameter squared x 3.14 = sq. ft. of surface area
Oval with straight sides	width x length x depth x 6.7 = Gallons	3.14 x 1/2 length x 1/2 width = sq. ft. of surface area

HOW TO SELECT PUMP FOR A WATERFALL

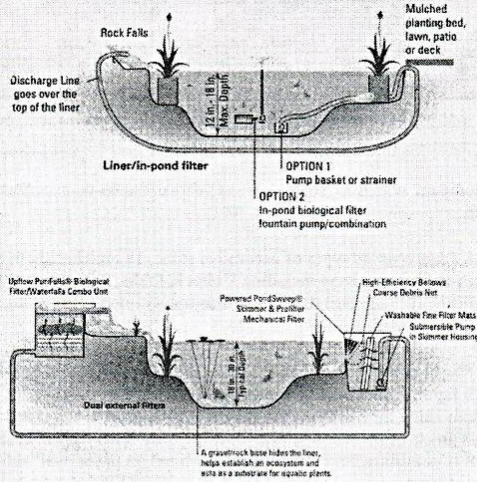
Desired Water Flowing over fall	Gallons Per Hour for 1" Width	GPH for 6" Width	GPH for 12" Width
1/4"	50	300	600
1"	150	900	1800s

FRICITION LOSS CHART

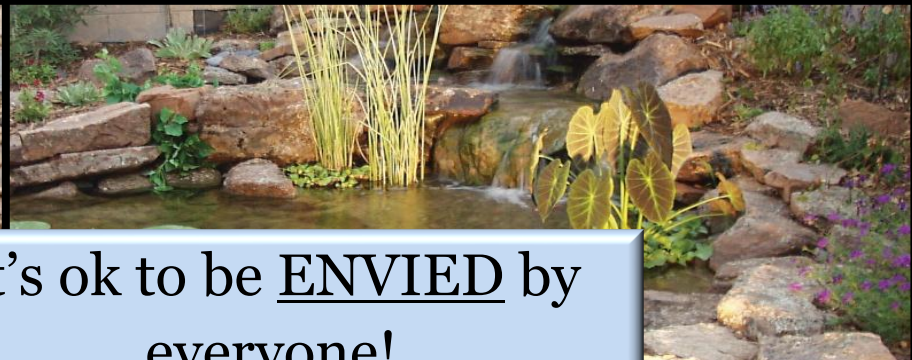
(Friction loss per 100' of plastic pipe)

GPM	Pipe Diameter (schedule 40)					
	1/2"	3/4"	1"	1 1/2"	2"	3"
5	23.44	5.73	1.72	.22	.066	.015
10	82.02	20.04	6.02	.42	.21	.03
15	42.46	12.77	1.53	.45	.07	
20	72.34	21.75	2.61	.76	.11	
25		32.88	3.95	1.15	.17	
30		46.08	5.53	1.62	.23	
40			9.43	2.75	.40	
50			14.25	4.16	.60	
60			19.98	5.84	.85	
70				7.76	1.13	
90				12.37	1.80	
100				15.03	2.18	
150					4.83	
200					7.88	


GPM=Gallon Per Minute
 If your pump provides 60 GPM, using 160 feet of 2 inch diameter pipes, your friction loss is 5.84 x 9.344 feet.
 Note: It is best to keep your friction loss (per 100 feet of pipe) to less than 5 feet.



Important: Calculations are here to help you figure your job as close as possible. We are not responsible for errors, misprint, our miscalculations, your miscalculations, over purchasing and/or under purchasing.



It's ok to be ENVIED by everyone!



Ponds

POND KITS <small>No Return</small>	SKU#	POND SIZE	APPROX. POND GALLONS	PUMP / GPH	PRICE
EASY PRO-MINI POND-ET66FB	PEPA34P	6' x 6' x 2'	400 GALLONS	EP MAG DRIVE – 2,200 GPH	\$1,076.49
EASY PRO-MINI POND-ET610FB	PEPB34P	6' x 10' x 2'	675 GALLONS	EP MAG DRIVE – 2,200 GPH	\$1,123.69
EASY PRO-MINI POND-ET811FB	PEPC34P	8' x 11' x 2'	1,000 GALLONS	EP MAG DRIVE – 2,200 GPH	\$1,170.79
EASY PRO-SMALL POND-ES811FB	PEPD34P	8' x 11' x 2'	1,000 GALLONS	EP MAG DRIVE – 2,200 GPH	\$1,605.19
EASY PRO-SMALL POND-ES16AFB	PEPE34P	11' x 16' x 2'	2,000 GALLONS	TH150 – 3,100 GPH	\$1,975.59
EASY PRO-MED POND-EM1616FB	PEPF34P	16' x 16' x 2'	2,900 GALLONS	TH250 – 4,100 GPH	\$2,414.19
PONDLESS KITS <small>No Return</small>	SKU#	RESERVOIR SIZE	SPILLWAY LINER	PUMP / GPH	PRICE
EASY PRO ECO SERIES – JAF5E	KEPE34P	5' x 5' x 2'	18" x 7'	EP2200 – 2200 GPH	\$965.49
EASY PRO/SMALL – JAF1	KEPS34P	5' x 5' x 2'	18" x 7'	TH150 – 3,100 GPH	\$1,284.99
EASY PRO/MED – JAF2	KEPM34P	5' x 6' x 2'	34" x 11'	TH400 – 5,100 GPH	\$1,659.69
EASY PRO/LARGE – JAF3	KEPL33P	8' x 10' x 3'	50" x 18'	TM9500 – 9,500 GPH	\$2,872.99
ACCESSORIES <small>No Return</small>	SKU #	SIZE	WEIGHT	PRICE	
LINER – CUT – PL45	LC27P	10', 15', 20' or 30' x any length	-	\$.99 sq. ft.	
LINER – FULL ROLL – PLR101	LFRA27P	10' x 100'	300 lbs.	\$.89 sq. ft. = \$890.00	
LINER – FULL ROLL – PLR151	LFRB27P	15' x 100'	450 lbs.	\$.89 sq. ft. = \$1,335.00	
LINER – FULL ROLL – PLR201	LFRC27P	20' x 100'	600 lbs.	\$.89 sq. ft. = \$1,780.00	
LINER – FULL ROLL – PLR301	LFRD27P	30' x 100'	900 lbs.	\$.89 sq. ft. = \$2,670.00	
UNDERLAYMENT – CUT - FOPU	UC36P	15' x any length	-	\$.25 sq. ft.	
UNDERLAYMENT-FULL - FPUF15	UFR35P	15' x 300'	-	\$.20 sq. ft. = \$868.69	



Drainage

Too many items to individually list and price, please inquire about stocked items or check out our showroom for complete inventory. If there is a part you need and we don't have it, our sales staff will gladly try to find it!

Item	Size	Sku#	Price
4" Corrugated			
Corrugated Pipe Solid	4"x10'	CPSS15D	\$7.99
Corrugated Pipe Solid	4"x100'	CPSF15D	\$59.00
Corrugated Pipe Perf	4"x10'	CPPS15D	\$8.99
Corrugated Pipe Perf	4"x100'	CPPF15D	\$69.00
Corrugated Pipe Sock	4"x100'	CPSF15D	\$79.00
CP-Connector	4"	CPC20D	\$2.10
CP-Contractor Assembly	4"	CPCA20D	\$10.99
CP-Downspout Adaptor	2"x3"x4"	CPA20D	\$3.95
CP-Downspout Adaptor Oversized	3"x4"x4"	CDDA20D	\$4.95
CP-Elbow	4"	CPE20D	\$5.10
CP-Flip-Up (Pop-Up) Assembly	4"	CPPU10D	\$15.99
CP-Reducer	4"x6"	CPR20D	\$5.75
CP-Tee	4"	CPT20D	\$5.50
CP-Wye	4"	CPW20D	\$7.50
6" Corrugated			
Corrugated Pipe Solid	6"x10'	CPSSS15D	\$17.00
Corrugated Pipe Solid	6"x100'	CPSFS15D	\$140.00
Corrugated Pipe Perf	6"x10'	CPPSS10D	\$20.00
Corrugated Pipe Perf	6"x100'	CPPFS10D	\$160.00
CP-Connector	6"	CPCS20D	\$6.99
CP-Elbow	6"	CPES20D	\$15.99
CP-Reducer Tee	4"x5"x6"	CPRTS20D	\$16.99
CP-Wye	6"	CPWS20D	\$16.99
4" Sewer/Drain			
(S/D) Pipe	4"x10'	SDP15D	\$7.99
S/D-Connector	4"	SDC20D	\$2.99
S/D-Downspout Adaptor	2"x3"x4"	SDDA20D	\$3.75
S/D-Downspout Adaptor Oversized	3"x4"x4"	SDDO20D	\$4.75
S/D-Elbow	4"	SDE20D	\$3.50
S/D-End Cap	4"	SCEC20D	\$2.25
S/D-Tee	4"	SDT20D	\$3.75
S/D-Wye	4"	SDW20D	\$5.50
4" Miscellaneous			
Atrium Grate	4"	MAG20D	\$11.50
Clay Adaptor	4"	MCA20D	\$2.99
Flip-Up (Pop-Up)	4"	MPU10D	\$12.99
Round Grate	4"	MRGF20D	\$3.99
Round Grate	6"	MRGS20D	\$7.99
Square Grate	4"	MSGF20D	\$4.99
Square Grate	6"	MSGS20D	\$8.99

We also carry Trench Drains, Catch Basins as well as Drain Sumps.



DOWNSPOUT RUNOFF

Piping attaches easily to downspouts to carry water away from the house and prevent wet basement walls and standing water near the home. Use a downspout adaptor, snap non-perforated tubing into the adaptor and carry it down to a disposal area.



WINDOW WELLS

Piping is ideal for draining window wells to prevent water from running down foundation walls. To install a drainage system, insert a perforated end cap into the well, attach an elbow fitting, and use non-perforated tubing to carry water away from the well.



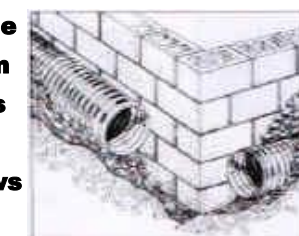
LOW SPOTS

Perforated tubing installed under low areas and run to a drainage outlet will prevent standing water on your lawn.



FOUNDATION DRAINS

Perforated tubing installed against the foundation will carry water away from basement walls preventing dampness and leakage. Run perforated tubing around entire foundation, using elbows for tight corner fittings, to a storm drain/catch basin.



Low Voltage Lighting



Thousands of Lights to pick from!

Lighting Calculations

HOW TO CALCULATE VOLTAGE DROP

$$\frac{\text{Total Watts} \times \text{Cable Length}}{\text{Cable Constant}} = \text{Voltage Drop}$$

Total Watts: Sum of all wattage on one home run.
Cable Length: From transformer to last fixture in feet.
Cable Constant: Indicates thickness of copper wire.

Wire Size	Constant
#12 1/2	7500
#10 1/2	11920
#8/2	18960

SAMPLE RUN: $\frac{125' \times 72w}{7500} = 1.2 \text{ V Drop}$

LOW VOLTAGE CABLE LENGTH GUIDE


TIP: Expect a voltage drop of greater than 2 volts when cable length is longer than recommended. Use the chart and formula below to calculate your maximum cable length.

Cable Size	Cable Constant	50W	100W	150W	200W	250W	300W
#12-2	7500	300'	150'	100'	75'	60'	-
#10-2	11920	475'	240'	160'	120'	100'	80'
#8-2	18960	750'	380'	250'	190'	150'	125'

CABLE LENGTH FORMULA: Max. Cable Length = $\frac{\text{Cable Size Constant} \times 2 (\text{Voltage Drop})}{\text{Total Fixture Wattage}}$

Type	Uses	Supplied Bulb	LED Option	SKU	Price
CL-616	Area Light	18Watt SC Bayonet	Y	CLA30L	\$38.00
CL-705	Path Light	18Watt SC Bayonet	Y	CLP30L	\$52.00
CL-505	Directional Light	20Watt MR-16 Halogen	Y	CLS30L	\$26.00
CL-509	Directional Light	20Watt T3 Halogen	Y	CLD30L	\$30.00
CL-525B-AB	Directional Light	20Watt MR-16 Halogen	Y	CLB30L	\$78.00
CL-306	Well Light	35Watt Par-36 Halogen	Y	CLW30L	\$59.00
CL-336	Well Light	35Watt Par-36 Halogen	Y	CLL30L	\$52.00
CL-353	Step Light	18Watt T5 Wedge	Y	CLC30L	\$26.00
CL-310	Underwater Light	20Watt MR-16 Halogen	Y	CLU30L	\$54.00
AL-05-25F	Area Light	20Watt T3 Halogen	Y	FLA40L	\$99.10
DL-22-25F	Directional Light	20Watt MR-16 Halogen	Y	FLD40L	\$102.81
SL-01-SP-25F	Well Light	35Watt Par-36 Halogen	Y	FLS40L	\$96.61
SL-42	Specialty Light	10Watt T3 Halogen	Y	FLL40L	\$54.02

TYPE	Uses	SKU	Price
4x8 14kit	Paver Light	KPL20L	Complete Kit \$288.63
LgRec 14kit	Paver Light	KPC20L	Complete Kit \$373.53
IN-LITE	Paver/Wall Light	ILU20L ILP20L ILW15L	Unit Only \$9.99 Unit & Drilling In Paver \$19.99 Unit & Drilling In Wall \$29.99
Glo-Lite 60	Paver/Wall Light	GLU20L GLO20L GLW15L	Unit Only \$19.99 Unit & Drilling In Paver \$24.99 Unit & Drilling In Wall \$34.99
Fusion 60	Paver/Wall Light	FNU20L FNP20L FNW15L	Unit Only \$88.99 Unit & Drilling In Paver \$95.99 Unit & Drilling In Wall \$104.99
DB-LED/ww	Paver/Wall Light	DBU20L DBP20L DBW15L	Unit Only \$29.99 Unit & Drilling In Paver \$39.99 Unit & Drilling In Wall \$49.99
Stellar/ww	Paver/Wall Light	SU20L SP20L SW15L	Unit Only \$74.99 Unit & Drilling In Paver \$84.99 Unit & Drilling In Wall \$94.99
NighTec	Paver Light	NT11L	Each \$27.00
3PK KIT	In or Out of Water	PB10L	Complete Kit \$65.99
Tape	Accessory	T10L	Each \$1.99
DryConn	Accessory	DWG14L	Each \$.70
12/2 Wire	Accessory	TTW10L	100' - \$41.00
Transformers 300 WATT	Accessory		Good Starting At \$139.99 Better Starting At \$296.00 Best Starting At \$386.70



Veneer Stone

ProStone NO RETURNS!




Aged Ledgestone (Autumn Sunset)



Aged Ledgestone (Mountain Majesty)



Ledgestone (Glacier Valley)



Fieldstone (Glacier Valley)



Fieldstone (Vintage Wine)



Ledgestone (Vintage Wine)



Easy Fit Savannah Ledge (Vintage Wine)



Easy Fit Savannah Ledge (Glacier Valley)



Ledgestone (Charcoal Mist)



Pro Stone Easy Fit Savannah Ledge Glacier Valley

We also sell Cultured Stone!

NO RETURNS



ProStone Ledgestone Vintage Wine



ProStone Fieldstone Glacier Valley

Decorative Rocks

Decorative Rocks / Material <small>Sold Per Weight *1,2,3*- See Page 1 / No Returns</small>	SKU#	Approx. Weight Per Yard	Approx Ton Coverage = 2,000lbs	Bag Price *4*	Under 1 Ton per lbs.	1+ Tons Per Ton
Arctic Rainbow	AR11S	2,640	85sf @ 2"	\$8.20 ½ cf.	\$.14	\$222.00
Barn Red / Dessert Rose	BR11S	2,400	95sf @ 2"	\$6.00 ½ cf.	\$.09	\$138.00
Beechwood Light (Check Size) Orange	BPL11S	1,100	185sf @ 2"	\$5.00 ½ cf.	\$.12	\$196.00
Beechwood Pebble Dark Bark	BPD11S	1,100	230sf @ 2"	\$5.00 ½ cf.	\$.14	\$220.00
Black Chestnut Coal	BC11S	1,500	180sf @ 2"	\$10.00 ½cf.	\$.24	\$396.00
Black Granite / Star Black	BG11S	2,600	90sf @ 2"	\$7.60 ½ cf.	\$.12	\$179.00
Black Ice Crushed	BIC11S	-	2.5sf @ 2"	\$6.00 ½ cf.	-	-
Black Ice Small	BIM11S	2,600	100sf @ 2"	\$6.00 ½ cf.	\$.07	\$78.00
Black Ice Large	BIL11S	2,600	70sf @ 2"	\$6.00 ½ cf.	\$.07	\$78.00
Black Illusion	BI11S	2,600	90sf @ 2"	\$6.50 ½ cf.	\$.11	\$173.00
Black Lava	BL11S	1,350	170sf @ 2"	\$10.10 1 cf.	\$.17	\$279.00
Black Obsidian	BO11S	2,100	90sf @ 2"	\$12.00 ½cf.	\$.18	\$299.00
Chesterfield Chocolate	CC11S	2,600	90sf @ 2"	\$7.00 ½ cf.	\$.11	\$161.00
Cobble – Cracked	CA11S	2,600	90sf @ 2"	\$5.00 ½ cf.	\$.03	\$35.00
Cobble – 6A ¾" (approximate size)	CB11S	2,600	90sf @ 2"	\$5.00 ½ cf.	\$.03	\$31.00
Cobble – 1"-2" (approximate size)	CD11S	2,600	80sf @ 2"	\$5.00 ½ cf.	\$.04	\$42.00
Cobble – 2"-4" (approximate size)	CE11S	2,600	60sf @ 2"	-	\$.04 / \$.15hand pick	\$48.00
Cobble – 4"-8" (approximate size)	CF11S	2,600	30sf @ 2"	-	\$.07 / \$.15hand pick	\$84.00
Irish Mist	IM11S	2,600	90sf @ 2"	\$7.00 ½ cf.	\$.11	\$168.00
Limestone – Cracked (Grey)	LC11S	2,600	90sf @ 2"	\$5.00 ½ cf.	\$.03	\$38.00
Marble Chips	MC11S	2,500	90sf @ 2"	\$6.00 ½ cf.	\$.10	\$135.00
Mexican Pebbles	MP11S	-	4sf @ 2"	\$37.00	-	-
Pink Quartz	PQ11S	2,600	90sf @ 2"	\$7.00 ½ cf.	\$.10	\$148.00
Rainbow Mist	RM11S	2,600	90sf @ 2"	\$5.50 ½ cf.	\$.08	\$121.00
Red Lava	RL11S	1,000	240sf @ 2"	\$8.40 1 cf.	\$.16	\$259.50
Sierra Tile	SIT11S	2,100	110sf @ 2"	\$7.50 ½ cf.	\$.10	\$159.00
Silica Pebble	SP11S	2,500	90sf @ 2"	\$6.50 ½ cf.	\$.10	\$150.00
Slate Scape	SS11S	2,300	95sf @ 2"	\$6.50 ½ cf.	\$.10	\$156.00
Spanish Tile	ST11S	2,100	110sf @ 2"	\$6.50 ½ cf.	\$.10	\$144.00
Tuscany Ridge	TR11S	2,600	90sf @ 2"	\$7.00 ½ cf.	\$.11	\$168.00
Walnut Pebbles / Inca Gold	WP11S	2,500	90sf @ 2"	\$6.50 ½ cf.	\$.08	\$121.00
Walnut Nuggets	WN11S	2,400	70sf @ 2"	\$6.50 ½ cf.	\$.09	\$129.00
Western Sunrise (Check Color)	WS11S	2,000	115sf @ 2"	\$7.50 ½ cf.	\$.13	\$200.00



1,2,3 See Page 1 for Disclaimers – No Returns on Any Bulk Products

Mulch

Mulch & Woodchips Bulk		(No Return)	SKU#	Approx Coverage Per Yard	½ Yard	1+ Yards Per Yard
Cedar	(Premium)	CPS17H	120sf @ 2"	\$21.00	\$34.50	
Earth Friendly Chestnut	(Premium Dark Brown Tone)	CEF15H	120sf @ 2"	\$21.00	\$33.50	
Earth Friendly Cinnamon	(Premium Brown/Red Tone)	BREF15H	120sf @ 2"	\$21.00	\$33.50	
Earth Friendly Honey	(Premium Gold Tone)	GEF11H	120sf @ 2"	\$25.00	\$41.00	
Earth Friendly Raven	(Premium Black Tone)	BEF15H	120sf @ 2"	\$21.00	\$33.50	
Earth Friendly Ruby	(Premium Red Tone)	REF15H	120sf @ 2"	\$21.00	\$33.50	
Earth Friendly Nat'l Brick	(Premium Red Tone)	RBEF13H	120sf @ 2"	\$19.00	\$30.00	
Earth Friendly Nat'l Midnight	(Premium Black Tone)	WEF13H	120sf @ 2"	\$19.00	\$30.00	
Earth Friendly Nat'l Walnut	(Premium Dark Brown Tone)	WEF13H	120sf @ 2"	\$19.00	\$30.00	
Hardwood Blend	(Single Shred)	HBS20H	120sf @ 2"	\$12.00	\$19.00	
Hardwood Premium	(Double Shred)	HP21H	120sf @ 2"	\$20.00	\$31.50	
Hardwood Ultra-Premium	(Triple Shred)	HPS21H	120sf @ 2"	\$21.00	\$33.50	
Pine	(Premium)	PM18H	120sf @ 2"	\$23.00	\$37.50	
Rubber	(Premium - App. 540 lbs./yard)	RA09H	120sf @ 2"	\$39 lbs = Approx \$105.30	\$37 lbs = Approx. \$199.80	
Woodchips	(Premium Trail Mix)	UM15H	120sf @ 2"	\$7.00	\$11.50	

Mulch & Woodchips Bags		(No Return)	SKU#	Approx Coverage Per Bag	Bags Per Pallet	1+ Bags Per Bag	Pallet Price Bag - Pallet
Black	2cu.ft. bag	B04H	8sf @ 2"	80	Sale - \$3.25	Sale - \$3.00 = \$240.00	
Brown	2cu.ft. bag	BR04H	8sf @ 2"	80	Sale - \$3.25	Sale - \$3.00 = \$240.00	
Gold	2cu.ft. bag	G04H	8sf @ 2"	80	Sale - \$3.75	Sale - \$3.50 = \$280.00	
Red	2cu.ft. bag	R04H	8sf @ 2"	80	Sale - \$3.25	Sale - \$3.00 = \$240.00	
Cedar	2cu.ft. bag	C04H	8sf @ 2"	80	\$3.99	Sale - \$3.49 = \$279.20	
Cocoa Shell	2cu.ft. bag	CS08H	8sf @ 2"	60	\$8.15	\$7.85 = \$471.00	
Cypress	2cu.ft. bag	CY04H	8sf @ 2"	80	Sale - \$3.25	Sale - \$3.00 = \$240.00	
Hardwood	2cu.ft. bag	H04H	8sf @ 2"	80	Sale - \$3.25	Sale - \$3.00 = \$240.00	
Pine Mulch	2cu.ft. bag	PM04H	8sf @ 2"	60	Sale - \$4.09	Sale - \$3.79 = \$227.40	
Pine Nuggets Mini	2cu.ft. bag	PN04H	8sf @ 2"	64	Sale - \$4.09	Sale - \$3.79 = \$242.56	
Pine Nuggets Large	2cu.ft. bag	PNL04H	8sf @ 2"	64	Sale - \$4.09	Sale - \$3.79 = \$242.56	
Pine Straw Baled	4cu.ft. bale	PSB15H	17.80sf @ 2"	48	\$12.99	\$12.50 = \$525.00	
99% Steel Free Rubber (1 - 2 Week Lead Time.)	(Small Chip Size) 28lbs./bag	RU20H	5.4sf @ 2"	Not the Same as our Bulk Material	\$19.99per bag = 25bag Minimum	Black, Blue, Brown, Green, Lilac, Redwood, Turquoise	



Aggregates / Sands / Soils / Boulders

Aggregates / Sands / Soils <i>**No Returns on Any Bulk Items!**</i>	SKU#	Approx Coverage Per Yard	1/2 Yard	1+ Yards Per Yard
1"-3" Concrete - Broken	CB10A	120sf @ 2"	\$13.00	\$19.60
21AA Concrete - 3/4" to dust (approximate size)	C19A	120sf @ 2"	\$16.00	\$24.10
21AA Limestone - 3/4" to dust (approximate size)	L25A	120sf @ 2"	\$23.00	\$35.10
2NS / Sand	NS19A	120sf @ 2"	\$15.00	\$23.10
30A / Slag Sand	A15A	120sf @ 2"	\$22.00	\$33.80
50/50 Mix - Topsoil / Peat	TP05A	120sf @ 2"	\$22.00	\$34.00
50/50 Mix - Topsoil / Compost	TC05A	120sf @ 2"	\$18.00	\$27.00
Black Peat	BP06A	120sf @ 2"	\$25.00	\$37.60
Compost - mushroom / grass / leaves	C17A	120sf @ 2"	\$16.00	\$23.40
Fill Sand	FS12A	120sf @ 2"	\$12.00	\$17.60
Limestone Fines	LF10A	120sf @ 2"	\$24.00	\$36.80
Mason Sand	MS14A	120sf @ 2"	\$18.00	\$27.70
Pea Pebble - Pea Stone	PP14A	120sf @ 2"	\$21.00	\$32.00
Topsoil #1 - screened	T24A	120sf @ 2"	\$15.00	\$22.40
*Barb's Gardening Mix - Annuals & Perennials	BG05A	1yard Topsoil / 1yard Pine / 1yard Peat / 1yard Sand / 4bags Manure 4yard Increments		\$40.00
*Brandy's All Purpose Mix - Veggies & Garden	BA05A	1yard Topsoil / 1yard Pine / 1yard Sand / 1yard Compost 4yard Increments		\$34.00
*Jack's Planting Mix - Planting & Seeding	JP05A	2yard Topsoil / 1yard Compost / 1yard Sand / 4bags Manure 4yard Increments		\$36.00
*Jason's Gardening Mix - Garden & Veggies	JG05A	1yard Topsoil / .5yard Pine / .5yard Sand / 2yard Compost 4yard Increments		\$32.00



HOW TO CALCULATE BOULDER COVERAGE				
Under 12": 30 units	18-24": 9sf	24-30": 5sf	30-36": 4sf	36" plus: under 3sf


Boulders <i>No Return *1,2,5,6,7,8&10*</i>	Size (Approximate)	SKU#	Under 1 Ton - Hand Pick	1+ Tons	Direct Shipment Approx Tons Sale *11* No Sorting
Farmers Boulders	12"-48"	FB19R	\$.30	\$132.00	Ask Jack
Featherock Boulders	12"-24"	FEB17R	\$.71	\$.61	Ask Jack
Quarry Boulders	12"-48"	QB11R	\$.30	\$135.00	Ask Jack
Grey Gorge - Ohio Blue	1'-5'	GGB09R	\$.30	\$112.20	Ask Jack
Picture Rock - Red / Green	1"-5'	PR11R	\$.30	\$149.00	Ask Jack
Waterfall Drilled 10"-18"	10"-18"	WDS20R	Sale	\$75.00 each	-
Waterfall Drilled 18"-24"	18"-24"	WDM20R	Sale	\$125.00 each	-
Waterfall Drilled 24"-36"	24"-36"	WDL20R	Sale	\$175.00 each	-

No Returns on Any Bulk Products. No Returns on Any Bulk Products. No Returns on Any Bulk Products. No Returns on Any Bulk Products. No Returns on Any Bulk Products. No Returns on Any Bulk Products. No Returns on Any Bulk Products. No Returns on Any Bulk Products. No Returns on Any Bulk Products.

Fake Rocks



Do You Have
Something To Hide?



We Also Offer A
Complete Line Of
Address Plaques
For Your House
Or Your Rock
Over 150 - Sizes,
Shapes & Colors!



**fiberlite
stone™**



Model #	Dimensions	Weight	Stocked	Sku#	Price
101 - Dekorrra Medium Rock	31"L x 26"W x 21"H	8 lbs.	Y	RRAI0D	\$89.99
102 - Dekorrra Standard Rock	27"L x 21"W x 25"H	8 lbs.	Y	RRB10D	\$89.99
103 - Dekorrra Large Rock	56"L x 42"W x 30"H	28 lbs.	Y	RRC10D	\$277.99
104 - Dekorrra Extra Large Rock	60"L x 48"W x 41"H	39 lbs.	N	RRD10D	\$346.99
105 - Dekorrra Small Rock	24"L x 12"W x 12.5"H	2.5 lbs.	Y	RRE10D	\$50.99
106 - Dekorrra Mini Rock	19"L x 14"W x 12"H	2.5 lbs.	Y	RRF10D	\$50.99
107 - Dekorrra Small Narrow Rock	15"L x 14"W x 23"H	5 lbs.	Y	RRG10D	\$67.99
108 - Dekorrra Small Outcropping	31"L x 27"W x 6"H	6 lbs.	Y	RRH10D	\$77.99
109 - Dekorrra Medium Narrow Rock	30"L x 23"W x 18"H	4 lbs.	Y	RRI10D	\$77.99
110 - Dekorrra Large Narrow Rock	39"L x 21"W x 21"H	10 lbs.	Y	RRJ10D	\$102.99
111 - Dekorrra Medium Tall Outcropping	34"L x 32"W x 15"H	12 lbs.	Y	RRK10D	\$110.99
112 - Dekorrra Large Outcropping	36"L x 36"W x 9"H	12 lbs.	Y	RRL10D	\$110.99
113 - Dekorrra Extra Large Narrow Rock	18"L x 17"W x 34"H	8 lbs.	Y	RRM10D	\$110.99
114 - Dekorrra Ginormous Rock	63"L x 48"W x 61"H	70 lbs.	N	RRN10D	\$595.99
116 - Dekorrra Rock	48"L x 20"W x 30"H	21 lbs.	Y	RRO10D	\$228.99
132 - Dekorrra Planter	35"L x 25"W x 12"H	9 lbs.	Y	RRP10D	\$102.99
132WF - Dekorrra Water Feature	35"L x 25"W x 12"H	11 lbs.	N	RRQ10D	\$212.99
210 - Dekorrra Large Planter	62"L x 46"W x 16"H	40 lbs.	N	RRR10D	\$499.99
210WF - Dekorrra Large Water Feature	62"L x 46"W x 16"H	59 lbs.	N	RRS10D	\$709.99
400 - Dekorrra 16pack/12ln.ft./52"Dia	10"L x 5"W x 4"H	6 lbs.	N	RRT10D	\$154.99
701 - Fiberlite Small Rock	17"L x 10.5"W x 8"H	6 lbs.	Y	RRA10F	\$54.99
702 - Fiberlite Medium Rock	18"L x 23"W x 13"H	10 lbs.	Y	RRB10F	\$74.99
703 - Fiberlite Large Rock	27"L x 21"W x 14"H	12 lbs.	Y	RRC10F	\$79.99
704 - Fiberlite Jumbo Rock	27.5"L x 19"W x 21"H	19 lbs.	Y	RRD10F	\$103.99
705 - Fiberlite Boulder Rock	27"L x 21"W x 14"H	45 lbs.	Y	RRE10F	\$211.99
706 - Fiberlite Large Jumbo Rock	31"L x 29"W x 15"H	65 lbs.	Y	RRF10F	\$103.99
708 - Fiberlite Pond Kit w/Pump	60"L x 51"W x 26"H	110	N	RRG10F	\$510.99
709 - Fiberlite Long Rock	31"L x 23.5"W x 11"H	56 lbs.	Y	RRH10F	\$102.99
710 - Fiberlite Ground Cover Rock	47"L x 44"W x 12.5"H	25 lbs.	Y	RRI10F	\$159.99
711 - Fiberlite Small Rock	17"L x 15"W x 10.5"H	5 lbs.	Y	RRJ10F	\$58.99
712 - Fiberlite Giant Rock	55"L x 40"W x 30"H	63 lbs.	Y	RRK10F	\$232.99
714 - Fiberlite Sitting Rock	52"L x 36"W x 24"H	45 lbs.	Y	RRL10F	\$189.99
715 - Fiberlite Medium Skimmer Cover	33"L x 23"W x 4.5"H	19 lbs.	Y	RRM10F	\$81.99
716 - Fiberlite Small Key Rock	4"L x 3"W x 2.5"H	1 lbs.	Y	RRN10F	\$18.99
717 - Fiberlite Large Skimmer Cover	21"L x 19"W x 3"H	25 lbs.	Y	RRO10F	\$134.99
718 - Fiberlite Small Skimmer Cover	36"L x 31"W x 5"H	15 lbs.	Y	RRP10F	\$62.99
719 - Fiberlite Large Key	10"L x 8"W x 5"H	1 lbs.	Y	RRQ10F	\$28.99

Flagstone / Outcropping

Flagstone *We break down Pallets for a fee* <i>(no return) *1,2,5,6,7,8&10**</i>	Height Size (Approx.)	SKU#	Under 1 Ton - Hand Pick	1+ Tons	Direct Shipment Approximate Tons <i>Sale No Sorting</i>
Blue Creek Tumbled	1"-3"	BC07F	\$.30	\$331.70	Ask Jack
Blue Stone Irregular (Blue)	1"-3"	BSB05F	\$.50	\$510.40	Ask Jack
Blue Stone Irregular (Full Range)	1"-3"	BSF10F	\$.30	\$433.20	Ask Jack
Blue Stone Irregular (Lilac)	1"-3"	BSL10F	\$.30	\$455.70	Ask Jack
Bristlecreek Tumbled	1"-3"	BCT10F	\$.30	\$392.00	Ask Jack
Full Range Cut 12"x12" or 12"X24" or 24"X24"	¾"-1 ¼"	BSCS10F	\$6.10SF/Loose	\$5.82SF/PLT	Ask Jack
Full Range Cut 18"x18" or 18"X36"	¾"-1 ¼"	BSCLS10F	\$6.34SF/Loose	\$6.05SF/PLT	Ask Jack
Canadian Black	1"-3"	CB14F	\$.30	\$273.00	Ask Jack
Canadian Buff	1"-3"	CBF11F	\$.30	\$228.50	Ask Jack
Caramel Mint	1"-3"	CMF07F	\$.30	\$352.00	Ask Jack
Glacier Grey	1"-3"	GGF07F	\$.30	\$272.29	Ask Jack
Glacier Grey Steppers	½"-2"	GGS08F	\$.30	\$249.27	Ask Jack
Granite Bronze	1"-3"	GB06F	\$.30	\$372.00	Ask Jack
Granite Dark Green	1"-3"	GDG06F	\$.30	\$372.00	Ask Jack
Granite Light Green	1"-3"	GLG06F	\$.30	\$372.00	Ask Jack
Granite Satin Black	1"-3"	GSB06F	\$.30	\$372.00	Ask Jack
Granite Silver	1"-3"	GSV06F	\$.30	\$372.00	Ask Jack
Grey Gorge – <small>Ohio Blue</small> *SOLD IN 2 TON PALLETS*	1"-3"	GGG10F	\$.30	\$271.70	Ask Jack
Gray Gorge – Ohio Blue Steppers	½"-2"	GGF08F	\$.30	\$248.66	Ask Jack
Lilac Creek Tumbled	1"-3"	LC07F	\$.30	\$376.20	Ask Jack
Lynchburg Large	1"-4"	LL10F	\$.30	\$282.70	Ask Jack
Michigan State Path Stone	1"-5"	MS07F	\$.30	\$358.80	Ask Jack
Romeo Peach Flag	1"-3"	RP08F	\$.50	\$847.50	Ask Jack
Water Washed Blue	1"-3"	WWB06F	\$.30	\$467.50	Ask Jack
Water Washed Full Range	1"-3"	WWF06F	\$.30	\$433.40	Ask Jack
Water Washed Lilac	1"-3"	WWL06F	\$.30	\$437.80	Ask Jack
Outcropping <i>(no return) *1,2,5,6,7,8&10**</i>	Height Size (Approx.)	SKU#	Under 1 Ton - Hand Pick	1+ Tons	Direct Shipment Approximate Tons <i>Sale No Sorting</i>
Canyon Grey	9"	CGS140	\$.30	\$166.10	Ask Jack
Canyon Grey - 2 Man Stack	6" -9"	CGM140	\$.30	\$227.60	Ask Jack
Canyon Tan	12"	CGL050	\$.30	\$149.60	Ask Jack
Canyon Tan - Big Block	24"-26"	CGBB050	\$.30	\$134.52	Ask Jack
Caramel Mint	9"-12"	CM150	\$.30	\$177.50	Ask Jack
Caramel Mint	12"-24"	CML090	\$.30	\$174.50	Ask Jack
Carmel Mint - 2 Man Stack	6"-9"	CMMS140	\$.30	\$280.00	Ask Jack
Grey Gorge - Ohio Blue	6"-12"	GG190	\$.30	\$201.30	Ask Jack
Grey Gorge - Ohio Blue – 2 Man Stack	7" -10"	GGM160	\$.30	\$237.60	Ask Jack
Lynchburg Little Chunkies	7"-8"	LLC110	\$.30	\$205.70	Ask Jack
Lynchburg Outcrop	7"-8"	LO110	\$.30	\$194.70	Ask Jack
Swiss Mountain	6"-10"	SM100	\$.30	\$223.50	Ask Jack

1,2,5,6,7,8, & 10 See Page 1 For Disclaimers



Patio Flag: (depends on thickness)
1 ton=40-70 sq/ft

*Rock 'n' Michigan
...one yard at a time.*



(586) 752-4900

Steps / Wallstone

Steps, Irregular <small>(no return) *1,2,5,6,7,8&10**</small>	Height Size (Approximate)	SKU#	Under 1 Ton - Hand Pick	1+ Tons	Direct Shipment Approximate Ton Sale *11* No Sorting
Canyon Grey	5"-9"	CG09N	\$.30	\$239.70	Ask Jack
Caramel Mint	5"-9"	CMMM09N	\$.30	\$291.60	Ask Jack
Grey Gorge – Ohio Blue	5"-9"	GG10N	\$.30	\$292.80	Ask Jack
Lynchburg Natural	7"-8"	LN09N	\$.30	\$245.00	Ask Jack
Swiss Mountain Steps	6"-8"	SMS10N	\$.30	\$292.80	Ask Jack
Steps, Cut <small>(no return) *1,2,5,6,7,8&10**</small>	Size (Approximate)	SKU#	Each		-
Bristlecreek	3'W x 18"D	BSS10N	\$94.00		Ask Jack
Bristlecreek	4'W x 18"D	BSM10N	\$115.00		Ask Jack
Bristlecreek	5'W x 18"D	BSL10N	\$150.00		Ask Jack
Canyon Grey / Tan - Guillotined	3'W x 18"D	CSL10N	\$144.00		Ask Jack
Canyon Grey / Tan - Guillotined	4'W x 18"D	CSCS10N	\$158.50		Ask Jack
Canyon Grey Guillotined	5'W x 18"D	CSCM10N	\$181.00		Ask Jack
Canadian Cut / Saw Cut / Rockfaced	3'W x 16"-18"D	CSSL15N	\$154.00 each		Additional
Canadian Cut / Saw Cut / Rockfaced	4'W x 16"-18"D	CSCXL15N	\$220.00 each		Sizes
Canadian Cut / Saw Cut / Rockfaced	5'W x 16"-18"D	CSCXXL15N	\$325.00 each		Available
Canadian Cut / Saw Cut / Rockfaced	6'W x 16"-18"D	CSCXXXL15N	\$390.00 each		Ask Jack
Canadian Cut / Saw Cut / Rockfaced	7'W x 16"-18"D	CSCXXXXL15N	\$455.00 each		Ask Jack
Canadian Cut / Saw Cut / Rockfaced	8'W x 16"-18"D	CSCXXXXXL15N	\$519.00 each		Ask Jack
Wallstone *We break down Pallets for a fee* <small>(no return) *1,2,5,6,7,8&10**</small>	Size (Approximate)	SKU#	Under 1 Ton - Hand Pick	1+ Tons	Direct Shipment Approximate Ton Sale No Sorting
Barbara's Minnie Garden Edge	12"W x 12"D x 4"H	BMG13W	\$.30	\$297.00	Ask Jack
Brandy's Minnie Stack Wall	12"W x 8"D x 4"H	BMS09W	\$.30	\$285.70	Ask Jack
Bristlecreek Cut Wallstone	18-30"W x 8"D x 3"H	BCW13W	\$.30	\$378.00	Ask Jack
Bristlecreek Natural Wall	15-24"W x 8"D x 2"H	BNW13W	\$.30	\$378.00	Ask Jack
Canadian	2" – 4"	C19W	\$.30	\$207.00	Ask Jack
Canadian Drystack	5"-6"	CDS16W	\$.30	\$304.50	Ask Jack
Canadian Drystack	7"-8"	CDL14W	\$.30	\$313.00	Ask Jack
Glacier Grey	1"-4"	GGW18W	\$.30	\$273.30	Ask Jack
Grey Gorge – Ohio Blue	3"	GG15W	\$.30	\$254.00	Ask Jack
Jason's Minnie Outcropping	12"W x 8"D x 6"H	JMO09W	\$.30	\$294.70	Ask Jack
Lynchburg Cut Wallstone	12-18"W x 5-8"D x 3-4"H	LCW10W	\$.30	\$305.00	Ask Jack
Lynchburg Wallstone	3"	LW09W	\$.30	\$258.50	Ask Jack
Savannah Blue	1" – 3"	SB13W	\$.30	\$288.70	Ask Jack
Savannah Full Range	1" – 3"	SF14W	\$.30	\$268.70	Ask Jack
Savannah Lilac	1" – 3"	SL14W	\$.30	\$278.70	Ask Jack

1,2,5,6,7,8, & 10 See Page 1 For Disclaimers

HOW TO CALCULATE WALLSTONE

Straight Wall: Curved Wall:

1 ton=18-24 sq/ft/ft 1 ton=12-15 sq/ft/ft



Accessories

Adhesives / No Returns	SKU#	Description	Price Each	Pack Price
Brick Adhesive Small	ATSS13M	Brown / 10oz	\$4.50	12= \$49.99
Brick Adhesive Large	ATSL13M	Brown / 28oz	\$7.99	12= \$90.00
Lexel Small	ALS10M	Clear/10oz	\$6.99	12= \$81.00
Cement / No Returns	SKU#	Description	Price Each	Pack Price
CSC-4	CC15M	80#	\$8.99	42= \$357.00
Quickcrete	CQ10M	60#	\$3.99	56= \$212.24
Mortar Type N	CM15M	60#	\$4.99	56= \$266.00
Portland Type I	CP10M	47#	\$7.99	63= \$472.50
Landscape Edging/Fabric/Burlap	SKU#	Description	Included	Price Each
Burlap 3x12	BS10L	Brown / 3'x12'		\$6.99
Burlap 3x24	BM10L	Brown / 3'x24'		\$10.99
Burlap 3x250	BL15L	Brown / 3'x250'		\$95.99
Burlap 4x250	BXL15L	Brown / 4'x250'		\$132.99
Burlap 6x250	BXXL15L	Brown / 6'x250'		\$188.99
Burlap 6' Cut	BCTF10L	6' Cut to length, Priced by linear foot		\$.99
Edging Aluminum Landscape 8' Silver	EASS20L	Silver / 4"x8'	3 Stakes	\$15.00
Edging Aluminum Landscape 16' Silver	EALS20L	Silver / 4"x16'	5 Stakes	\$30.00
Edging Aluminum Landscape 8' Colors	EASC20L	Black, Bronze, Green / 4"x8'	3 Stakes	\$18.00
Edging Aluminum Landscape 16' Colors	EALC20L	Black, Bronze, Green / 4"x16'	5 Stakes	\$36.00
Edging Plastic Landscape Commercial	EC18L	Black / 4"x20'	4 Nails / 1 Connector	\$11.99
Edging Plastic Landscape Onyx Plastic	EO03L	Black / 4"x8'		\$8.00
Weed Fabric Residential 3x50	FR10L	Black / 3'x50'		\$8.00
Weed Fabric Residential 3x100	FRL10L	Black / 3'x100'		\$15.99
Weed Fabric Commercial 3x25	FCS10L	Grey / 3'x25'		\$8.99
Weed Fabric Commercial 3x50	FCM10L	Grey / 3'x50'		\$16.99
Weed Fabric Commercial 3x100	FCL10L	Grey / 3'x100'		\$32.99
Weed Fabric Commercial 3x300	FC3XL29L	Grey / 3'x300'		\$92.99
Weed Fabric Commercial 4x50	FC4M10L	Grey / 4'x50'		\$22.99
Weed Fabric Commercial 4x100	FC4L10L	Grey / 4'x100'		\$44.99
Weed Fabric Commercial 4x300	FC4XL29L	Grey / 4'x300'		\$122.99
Weed Fabric Commercial 6x300	FC6XL29L	Grey / 6'x300'		\$184.99
Weed Fabric Commercial 12x300	FC12XL29L	Grey / 12'x300'		\$368.99
Weed Fabric Commercial 6' Cut	FWFCC10L	6' Cut to length, Priced by linear foot		\$.89
Miscellaneous / No Return	SKU#	Description	Price	Pack Price
8"/ 2 Core Regular Sale	MCR10M	16"x8"x8"	\$1.50	72=\$100.80
Fire Brick	MFB20M	4.5"x9"x2.38"	\$1.99	-
Fire Heat Stop II	MP10M	1Gallon / 10# Pail / Meets indoor code	\$29.99	-
Fire Campfire Ring 24	MCFS10M	24"x12"H	\$32.99	-
Fire Campfire Ring 30	MCFM10M	30"x12"H	\$39.99	-
Fire Campfire Ring 36	MCFL10M	36"x12"H	\$48.99	-
Fire Campfire Ring 42	MCFXL10M	42"x12"H	\$57.99	-
Fire Campfire Ring 48	MCFXXL10M	48"x12"H	\$65.99	-
Geo Grid – Strata 150	MGGG25M	Black 4'x50' / Added Wall Strength	\$85.00	-
Geo Grid – Strata 200	MGGL15M	Black 6'x300' Added Wall Strength	\$550.00	-
Marking Paint	MMP15M	Red/Orange / Yellow	\$5.99	12= \$66.00
Pillar Cap Limestone 24	MPCLS25M	Flat 24"x24"x3"H	\$138.99	-
Pillar Cap Limestone 28	MPCLN25M	Flat 28"x28"x3"H	\$169.99	-
Pillar Cap Limestone 32	MPCLL25M	Flat 32"x32"x3"H	\$223.99	-
Precast Steps Small	MPST10M	3'Wx12"Dx7"H	\$40.00	-
Precast Steps Large	MPSF10M	4'Wx12"Dx7"H	\$54.00	-
Precast Riser Kit 2	MPR10M	12"Dx7"H	\$13.00 Pair	-
Precast Riser Kit 3	MPRL10M	24"Dx14"H	\$26.00 Pair	-
Shrink Wrap	MSW15M	Clear	\$24.99	4= \$94.00

Accessories

Paver Edging Commercial Grade	SKU#	Description	Price	Pack Price
CastleGuard Commercial Paver Edging	EB16M	Black(Plastic) 4Nails Included / 3/4" Hx8'L	\$9.00	24= \$204.00
Sweeping Sand / No Return	SKU#	Description	Price	Pack Price
Jointing Sand Choice (Sunburst)	SS42M	Tan / 50# Standard Sweeping Sand	\$5.00	64= \$304.00
Polymeric RG+ Grey	SPTG12M	Grey / 50# / 0"-1" Gaps / Hard Binder	\$20.00	56= \$1,064.00
Polymeric RG+ Tan	SPTT12M	Tan / 50# / 0"-1" Gaps / Hard Binder	\$19.00	56= \$1,008.00
Polymeric Sand Tan	SPT12M	Tan / 50# / 0"-2" Gaps / Hard Binder	\$20.00	56= \$1,064.00
Power Loc Tan	SPLT12M	Tan / 50# / 1/2" Gaps / Soft Binder	\$14.00	56= \$756.00
Sealers - Cleaners / No Return	SKU#	Description	Price	Pack Price
Multi Surface Hardscape Cleaner	TM15M	1 Gallon	\$24.99	4= \$92.00
Efflorescence Cleaner	TE15M	1 Gallon	\$29.99	4= \$116.00
Paint, Tar, Rubber Remover	TP15M	1 Quart	\$24.99	6= \$138.00
Professional Oil and Grease Cleaner	TPO15M	1 Quart	\$24.99	6= \$138.00
Rust Remover	TR15M	1 Quart	\$16.99	6= \$99.00
Sealer Remover DES	DESM15M	1 Quart	\$17.99	12= \$192.00
Sealer Remover DES 1	DESS15M	1 Gallon	\$44.99	4= \$176.00
Sealer Remover DES 5	DESL15M	5 Gallon	\$193.99	4= \$768.00
Slurry Cleaner	TS15M	1 Gallon	\$19.99	4= \$78.00
Super Diamond Clear 1	SDCS15M	1 Gallon / Wet Look	\$43.99	4= \$159.96
Super Diamond Clear 5	SDCL15M	5 Gallon / Wet Look	\$155.00	4= \$600.00
Techni-Seal WL-WR 1	TSS15M	1 Gallon / Wet Look	\$49.99	4= \$196.00
Techni-Seal WL-WR 5	TSL15M	5 Gallon / Wet Look	\$195.00	4= \$760.00
Techni-Seal Roller	TSR15M	9"	\$9.00	20= \$170.00
Paver Reneu Gloss 1	PRS15M	1 Gallon / Gloss	\$38.00	4= \$148.00
Paver Reneu Gloss 5	PRL22M	5 Gallon / Gloss	\$140.00	4= \$540.00
Paver Reneu Natural 1	PRN15M	1 Gallon / Natural	\$69.99	-



**WE ARE
FAMILY OWNED AND
OPERATED SINCE 1928!**

Absolutely No Returns on Sealants, Glues, Sands, Cements, Miscellaneous items and Cleaners! Check Our list of policies for additional details and items.

BELGARD

Picture Courtesy Of Belgard



Picture Courtesy Of Belgard



Picture Courtesy Of Belgard




BELGARD[®]
AUTHORIZED DEALER
BE PREPARED FOR COMPANY[™]




BELGARD

Picture Courtesy Of Belgard



Picture Courtesy Of Belgard




Picture Courtesy Of Belgard



BELGARD[®]
AUTHORIZED DEALER

BE PREPARED FOR COMPANY[™]

BELGARD / Pavers



Pictures Courtesy Of Belgard

AquaRoc II
Full Pallet / \$2.76sq.ft.



AquaStone
Full Pallet / \$4.03sq.ft.



Bergerac 3-pc
Full Pallet / \$3.83sq.ft.
Full Circle Pallet / \$5.40sq.ft.



Bullnose Universal
Full Pallet / \$5.37ln.ft.



Cambridge Cobble
♦ Full Pallet / \$2.44sq.ft.
Full Circle Pallet / \$3.43sq.ft.



Dublin Cobble
♦ Full Pallet / \$3.49sq.ft.
♦ Full Circle Pallet / \$6.03sq.ft.



Eco Dublin
Full Pallet / \$3.87sq.ft.



♦ **Holland Stone**
Full Pallet / \$2.07sq.ft.



Lafitt Rustic Slab
Full Pallet / \$4.44sq.ft.



♦ **Lafitt Paver**
Full Pallet / \$4.21sq.ft.



♦ **Mega Arbel**
Full Pallet / \$6.03sq.ft.



Mega-Lafitt
Full Pallet / \$5.76sq.ft.



Old World Paver
Full Pallet / \$6.03sq.ft.



Subterra Stone
Full Pallet / \$6.11sq.ft.



Tumbled Cambridge
Full Pallet / \$3.05sq.ft.
Full Circle Pallet / \$4.04sq.ft.



Turfstone
Full Pallet / \$2.48sq.ft.



♦ **Urbana Stone**
Full Pallet / \$4.92sq.ft.

Pictures Courtesy Of Belgard

8 & 9 See Page 1 For Disclaimer - \$0.00 Pallet Deposit

BELGARD / Retaining Walls



Pictures Courtesy Of Belgard



Anchor Diamond 9D
Full Pallet / \$7.58sq.fc.ft.



Anchor Diamond Pro
Full Pallet / \$7.07sq.fc.ft.



Anchor Diamond Pro Stone Cut
Full Pallet / \$8.34sq.fc.ft.



Anglia Edger
Full Pallet / \$5.27ln.ft.



Aspen Stone
Full Pallet / \$8.49sq.fc.ft.



BelAir
SetBack 3" or 6" Full Plt / \$13.21sq.fc.ft.
FreeStand 3" or 6" Full Plt / \$16.83sq.fc.ft.



Celtik Wall
Full Pallet / \$11.59sq.fc.ft.



Highland Stone
Full Pallet / \$14.21sq.fc.ft.



Versa-Lok
Full Pallet / \$10.46sq.fc.ft.



Weston Wall
Standard Full Plt / \$9.78sq.fc.ft.
Tapered Full Plt / \$9.44sq.fc.ft.

BELGARD / Pavers

Style	Name	Colors	SKU	Linear Soldier	Linear Sailor	Units	Weight	Square Feet	Square Foot Price
	Anglia Edger 8"H x 7.5"-17.5" W x 5"D	(Cotswold Mist), (Gascony Tan)	BAE13C	-	68ft	12v1/12v2/12v3/24v4	2,726	28.56	\$5.27Ln.Ft.=\$358.36
	AquaRoc II 4" x 8" x 3.18"	(Cotswold mist), (Fossil beige), (Harvest blend), (Monroe)	BA13B	133	266	400F/64H	2,944	92	\$2.76sq.ft. = \$253.92
	AquaStone 4" x 8" x 3.12"	(Ashbury haze), (Bannockburn red), (Bristol beige), (Cotswold), (Gascony tan)	BAQ13B	133	266	400F / 64H	3,150	93.04	\$4.03sq.ft. = \$374.96
	Bergerac Circle Assorted Sizes x 2.37"	(Cotswold mist), (Fossil beige), (Harvest blend), (Monroe)	BBC13B	-	-	-	2,587	117	\$5.40sq.ft. = \$631.80
	Bergerac 3pc 3.56" x 7.05" x 2.37" 7.05" x 7.05" x 2.37" 7.05" x 10.62" x 2.37"	(Cotswold mist), (Fossil beige), (Harvest blend), (Monroe)	BBP13B	-	209	110R / 121S / 121T	3,207	123.31	\$3.83sq.ft. = \$472.28
	Bergerac Lg Sq 10.62" x 10.62" x 2.37"	(Cotswold mist), (Fossil beige), (Harvest blend), (Monroe)	BBL13B	-	-	132	2,751	102.81	\$3.83sq.ft. = \$393.77
	Bullnose Paver Tumbled 6" x 12" x 3.12"	(Ashbury Haze), (Charcoal), (Cotswold Mist), (Gascony Tan)	BBU13B	60	-	120	2,094	60	\$5.37ln.ft. = \$322.20
	Cambridge Cir Assorted Sizes x 2.38"	(Antique), (Harvest Blend), (Laporte), (Monroe)	BCC13B	-	-	-	2,100	78.5	\$3.43sq.ft. = \$269.26
	Cambridge C. Sq 6" x 6" x 2.38"	Antique, Harvest Blend, Laporte, Monroe	BCSL13B BCSP13B	24 240	24 240	48 480	301 3,010	10 Layers @ 12 120	\$2.94sq.ft. = \$35.28 \$2.44sq.ft. = \$292.80
	Cambridge C. Rec 6" x 9" x 2.38"	Antique, Harvest Blend, Laporte, Monroe	BCRL13B BCRP13B	15 150	22.5 225	30 300	301 3,010	10 Layers @ 11.3 113	\$2.94sq.ft. = \$33.23 \$2.44sq.ft. = \$275.72
	Dublin C. Circle Various Shapes x 2.38"	Cotswold Mist, Fossil beige, Harvest blend, Monroe	BDC13B	-	-	420	2,587	73	\$6.03sq.ft. = \$440.19
	Dublin C. 3pc T / 3" x 6" x 2.38" S / 6" x 6" x 2.38" R / 6" x 9" x 2.38"	Cotswold Mist, Fossil beige, Harvest blend, Monroe	BDPL13B BDPP13B	- -	23 256	16T/16S/16R 176T/176S/176R	311 3,422	11 Layers @ 11.6 128	\$3.99sq.ft. = \$46.29 \$3.49sq.ft. = \$446.72
	Dublin C. Lg. Sq. 9" x 9" x 2.38"	Cotswold Mist, Fossil beige, Harvest blend, Monroe	BDSL13B BDSP13B	14 162	14 162	20 220	296 3,258	11 Layers @ 10.9 120	\$3.99sq.ft. = \$43.50 \$3.49sq.ft. = \$418.80
	Eco Dublin T / 3.4" x 6.9" x 3.1" S / 6.9" x 6.9" x 3.1" R / 6.9" x 10.3" x 3.1"	(Cotswold Mist), (Fossil Beige), (Harvest Blend), (Monroe)	BEP13B	-	-	-	2,941	91.6	\$3.87sq.ft. = \$354.50
	Holland Stone 4" x 8" x 2.38"	Antique, Charcoal, Harvest Blend, Laporte, Monroe	BHP13B	180	360	540	3,098	120	\$2.07sq.ft. = \$248.40
	Lafitt Paver T / 3.5" x 7.09" x 2.38" S / 7.09" x 7.09" x 2.38" R / 7.09" x 10.63" x 2.38"	Brookstone Slate, Cotswold Mist, Fossil Beige, Harvest Blend	BLPL13B BLPP13B	- -	19.19 211.01	10T/11S/11R 110T/121S/121R	291 3,196	11 Layers @ 11.33 124.63	\$4.71sq.ft. = \$53.37 \$4.21sq.ft. = \$524.70
	Lafitt Rustic Slab T / 7.5" x 15" x 2" S / 15" x 15" x 2" R / 15" x 22.5" x 2"	(Danville Beige), (London Grey)	BLP13B	-	84.38	27T/27S/18R	2,227	104.91	\$4.44sq.ft. = \$465.80
	Mega-Arbel 15.37" x 21" x 3.12"	Brookstone Slate, Cotswold Mist, Fossil Beige, Harvest Blend	BMAL13B BMAP13B	- -	- -	6 54	312 2,807	9 Layers @ 8.7 78	\$6.53sq.ft. = \$56.82 \$6.03sq.ft. = \$470.34
	Mega Lafitt 3pc T / 5.25" x 10.5" x 3.12" S / 10.5" x 10.5" x 3.12" R / 10.5" x 15.75" x 3.12"	(Brookstone Slate), (Cotswold Mist), (Fossil Beige), (Harvest Blend)	BMPP13B	-	105.1	36T/36S/45R	3,131	92.66	\$5.76sq.ft. = \$533.73
	Mega Lafitt Lrg Sq. 15.75" x 15.75" x 3.12"	(Brookstone Slate), (Cotswold Mist), (Fossil Beige), (Harvest Blend)	BMLP13B	70.31	70.31	54	3,240	91.08	\$5.76sq.ft. = \$524.62
	Old World Paver S / 5.12" x 7.75" x 3.12" M / 5.12" x 10.25" x 3.12" L / 5.12" x 12.87" x 3.12"	(Cotswold Mist), (Gascony Tan)	BOWP13B	-	216	88S/96M/72L	3,006	90.27	\$6.03sq.ft. = \$544.33
	Subterra Stone 8.13" x 11.88" x 3.13"	(Ashbury haze), (Bannockburn Red), (Bristol Beige), (Cotswold Mist), (Gascony Grey)	BSSP13B	108	158	160	3,021	94.4	\$6.11sq.ft. = \$576.79
	Tumbled Cambridge Cir Assorted Sizes x 2.38"	(Antique), (Harvest Blend), (Laporte), (Monroe)	BTCP13B	-	-	420	2,100	78.5	\$4.04sq.ft. = \$317.14
	Tumbled Cambridge Sq 6" x 6" x 2.38"	(Antique), (Harvest Blend), (Laporte), (Monroe)	BTSP13B	240	240	480	3,010	120	\$3.05sq.ft. = \$366.00
	Tumbled Cambridge Recs 6" x 9" x 2.38"	(Antique), (Harvest Blend), (Laporte), (Monroe)	BTRP13B	150	225	300	3,010	113	\$3.05sq.ft. = \$344.65
	Turfstone 16" x 24" x 3.13"	(Grey)	BTP13B	53.34	80	40	2,258	106.67	\$2.48sq.ft. = \$264.55
	Urbana 3pc T / 4" x 8" x 3.12" S / 8" x 8" x 3.12" R / 8" x 12" x 3.12"	Brookstone Slate, Cotswold Mist, Fossil Beige, Harvest Blend	BUPL13B BUPP13B	- -	17 158	9T/9S/9R 81T/81S/81R	383 3,447	9 Layers @ 11.67 105	\$5.42sq.ft. = \$63.26 \$4.92sq.ft. = \$516.60
	Urbana Lrg Sq. 12" x 12" x 3.12"	(Brookstone Slate), (Cotswold Mist), (Fossil Beige), (Harvest Blend)	BULP13B	106	106	108	3,789	105	\$4.92sq.ft. = \$516.60



Pictures Courtesy Of Belgard

58 & 99 See Page 1 For Disclaimer - \$0.00 Profit Deposit

BELGARD / Retaining Walls

Style	Name	Colors	Sku	Units	Linear Feet	Sq.Fc.Ft.	Weight	Price Sq. Fc. Ft.	Total Price
	A. Diamond 9D Straight 6"H x 17.75"W x 9"D	(Ashbury Haze), (Cotswold Mist),(Gascony Tan)	BADP13C	60	88ft	45	3,170	\$7.58	\$5.68Ea. = \$340.80
	A. Diamond 9D Step 6"H x 16"W x 12"D	(Ashbury Haze), (Cotswold Mist),(Gascony Tan)	BADS13C	32	-	21.44	2,890	-	\$11.79Ea. = \$377.28
	A. Diamond 9D Cap 3"H x 18"W x 13"D	(Ashbury Haze), (Cotswold Mist),(Gascony Tan)	BADC13C	72	108ft	27.36	3,525	-	\$7.46Ea. = \$537.12
	A. Diamond Pro Straight 8"H x 18"W x 12"D	(Buff), (Grey),	BADPS13C	32	48ft	32	2,462	\$7.07	\$7.07Ea. = \$226.24
	A. Diamond Pro Beveled 8"H x 18"W x 12"D	(Buff), (Grey),	BADPB13C	32	48ft	32	2,492	\$7.07	\$7.07Ea. = \$226.24
	A. Diamond Pro Corner 8"H x 18"W x 9"D	(Buff), (Grey),	BAPCP13C	32	-	32	3,306	-	\$10.10Ea. = \$323.20
	A. Diamond Pro Cap 4"H x 17.25"W x 10"D	(Buff), (Grey),	BAPDC13C	54	77ft	26.46	2,611	-	\$6.81Ea. = \$367.74
	A.D.P. Stone Cut Large 8"H x 18"W x 12"D	(Ashbury Haze), (Gascony Tan)	BADPL13C	32	48ft	32	2,530	\$8.34	\$8.34Ea. = \$266.88
	A.D.P. Stone Cut Combo 8"H x 11"W x 12"D 8"H x 7"W x 12"D	(Ashbury Haze), (Gascony Tan)	BADCC13C	32Sets 32M / 32S	48ft	32	2,563	\$8.34	\$8.34Set = \$266.88
	A.D.P. Stone Cut Corner 8"H x 18"W x 9"D	(Ashbury Haze), (Gascony Tan)	BADPCC13C	32	-	32	3,306	-	\$10.10Ea. = \$323.20
	A.D.P. Stone Cut Cap 4"H x 17.25"W x 10"D	(Ashbury Haze), (Gascony Tan)	BADPSC13C	54	77.6ft	26.39	2,611	-	\$6.81Ea. = \$367.74
	Aspen Stone 4"H x 11.6" W x 7"D	Prairie Blend, Red-Charcoal	BASL13C BASP13C	1 (Each) 126	.97ft 121.8ft	.33 41	21 2,741	\$10.02 \$8.49	\$3.26Ea. \$2.76Ea. = \$347.76
	Aspen Stone Cap 2.38"H x 12" 9" W x 7.5"D	Prairie Blend, Red-Charcoal	BASCL13C BASCP13C	1 (Each) 128	1ft 128ft	.2 25.6	14.3 1,836	- -	Ea.\$2.71 \$2.21Ea. = \$282.88
	BelAir 3" Wall 3"H x 8"W x 8"D 3"H x 16"W x 8"D	(Cotswold Mist), (Fossil Beige), (Harvest Blend)	BBTW13C	60Sets 60L/60M	120ft	30	2,298	\$13.21	\$6.61Set = \$396.60
	BelAir 3" FreeStand 3"H x 8"W x 8"D 3"H x 16"W x 8"D	Cotswold Mist, Fossil Beige, Harvest Blend	BBTFP13C BBTF13C	1 (Set) 36Sets-36L / 36M	1ft 36ft	1 18	47.17 1,698	\$17.84 \$16.83	\$8.92Set \$8.42Set = \$303.12
	BelAir 6" Wall 6"H x 8"W x 8"D 6"H x 16"W x 8"D	Cotswold Mist, Fossil Beige, Harvest Blend	BBSWE13C BBSWP13C	1 (Set) 30Sets-30L / 30M	2ft 60ft	1 30	79 2,374	\$13.10 \$13.21	\$13.71Set \$13.21Set = \$396.30
	BelAir 6" FreeStand 6"H x 8"W x 8"D 6"H x 16"W x 8"D	Cotswold Mist, Fossil Beige, Harvest Blend	BBSFE13C BBSF13C	1 (Sets) 18Sets-18L / 18M	2ft 36ft	1 18	93.50 1,683	\$17.33 \$16.83	\$17.33Set \$16.83Set = \$302.94
	BelAir Corner 6"H x 16"W x 8"D	Cotswold Mist, Fossil Beige, Harvest Blend	BBSC13C BBSCP13C	1 (Each) 20	- -	- -	65 1,304	- -	\$17.21Ea. \$16.71Ea. = \$334.20
	BelAir Cap 3"H x 7" 8"W x 13.5"D	Cotswold Mist, Fossil Beige, Harvest Blend	BBCE13C BBCP13C	1 (Each) 144	.67ft 96ft	.17 24.5	22.5 3,251	- -	\$6.75Ea. \$6.25Ea. = \$900.00
	Celtik Wall 90mm 3.6"H x Variable"W x 8.89"D	(Harvest Blend), (Oxford Charcoal), (Sheffield Blend)	BCWNP13C	28sets 28Units x 4 sizes	112ft	33	3,133	\$11.59	\$13.66Set = \$382.48
	Celtik Wall 135mm 5.3"H x Variable"W x 8.89"D	(Harvest Blend), (Oxford Charcoal), (Sheffield Blend)	BCWOP13C	20sets 20Units x 4 sizes	80ft	35	3,506	\$11.56	\$20.23Set = \$404.60
	Celtik Step Tread 3.57"H x 15.2"W x 15.2"D (Tread) 3.57"H x 15.2"W x 8.88"D (Riser)	(Harvest Blend), (Oxford Charcoal), (Sheffield Blend)	BCST13C	32sets	42.5ft	-	3,154	-	\$13.28Set = \$424.96
	Celtik Cap 3.57"H x 15.75"W x 12"D	(Harvest Blend), (Oxford Charcoal), (Sheffield Blend)	BCC13C	64	85ft	26	3,385	-	\$7.01Ea. = \$448.64
	Celtik Coping 3.57"H x Variable"W x 12"D	(Harvest Blend), (Oxford Charcoal), (Sheffield Blend)	BCCP13C	42Sets 42Units x 2 sizes	72.6ft	21	2,980	-	\$11.91Set = \$500.22
	Granika Step 6"H x 38"W x 16"D	(Ashbury Haze), (Danville B) (Cotswold Mist), (Gascony Tan)	BGS13C	8	25.34ft	12.72	2,250	-	\$80.00Ea. = \$640.00
	H. Stone Freestand Lg 6"H x 18"W x 9"D	(Ashbury Haze), (Bristol Beige) (Cotswold Mist), (Gascony Tan)	BHFLP13C	40	60ft	28.4	2,456	\$13.41	\$9.52Ea. = \$380.80
	H. Stone FreeStand Combo 6"H x Variable"W x 9"D	(Ashbury Haze), (Bristol Beige) (Cotswold Mist), (Gascony Tan)	BHF13C	40Sets 40Units x 2 sizes	60ft	26.8	2,812	\$14.21	\$9.52Set = \$380.80
	Highland Stone Column 6"H x 18"W x 9"D	(Ashbury Haze), (Bristol Beige) (Cotswold Mist), (Gascony Tan)	BHSCP13C	40	-	45.2	3,000	-	\$9.52Ea. = \$380.80
	Highland Stone Cap 3"H x 17.25" 12"W x 10.4"D	(Ashbury Haze), (Bristol Beige) (Cotswold Mist), (Gascony Tan)	BHSSL13C	72	103ft	25.9	2,539	-	\$7.13Ea. = \$513.36
	Versa-Lok Standard 6"H x 16" 14"W x 12"D	(Harvest),(Oxford),(Promenade) (Sandstone), (Sheffield), (StoneGrey)	BVW13C	36	48ft	24	3,032	\$10.46	\$6.97Ea. = \$250.92
	Versa-Lok Cobble 6"H x 8" 6"W x 12"D	(Harvest), (Oxford), (Promenade), (Sheffield)	BVC13C	72	48ft	23	2,811	\$14.34	\$4.58Ea. = \$329.76
	Versa-Lok Accent 4"H x 12" 8"W x 12"D	(Harvest), (Oxford), (Promenade), (Sheffield)	BVA13C	72	72ft	23	2,754	\$14.34	\$4.58Ea. = \$329.76
	Versa-Lok C Cap 3.63"H x 15.63"W x 11.63"D	(Harvest),(Oxford),(Promenade) (Sandstone), (Sheffield), (StoneGrey)	BVCC13C	63	82ft	25	3,160	-	\$6.12Ea. = \$385.56
	Wellington Free/Stnd 6"H x 18" 15"W x 10"D 6"H x 12" 9"W x 10"D 6"H x 16" 13"W x 8"D Tumbled	(Ashbury Haze), (Cotswold Mist), (Gascony Tan)	BWW13C	16Sets 16Units x 3sizes	52ft	26	2,674	\$11.88	\$19.31Set = \$308.96
	Wellington Corner 6"H x 12"W x 10"D	(Ashbury Haze), (Cotswold Mist), (Gascony Tan)	BWC13C	32	-	-	1,740	\$13.29	\$8.89Ea. = \$284.48
	Wellington Cap 3"H x 18" 12"W x 13"D	(Ashbury Haze), (Cotswold Mist), (Gascony Tan)	BWCC13C	72	108ft	27.36	3,525	\$18.77	\$7.13Ea. = \$513.36
	Weston Universal 4"H x 12"W x 8"D Chicago	Ashbury Haze, Bannockburn-Red, Bristol Beige, Brookstone Slate, Cotswold Mist, Gascony Tan	BWUE13C BWUP13C	1 (Each) 120	1ft 120ft	.34 40	30 3,614	\$11.28 \$9.78	\$3.76Ea. \$3.26Ea. = \$391.20
	Weston 3-Piece 4"H x 8" 5"W x 8"D 4"H x 12" 9"W x 8"D 4"H x 16" 13"W x 8"D Chicago	(Ashbury Haze), (Bannockburn-Red), (Bristol Beige)(BrookstoneSlate) (Cotswold Mist), (Gascony Tan)	BWTS13C BWTP13C	1 (Set) 42 Sets	3ft 126ft	1 42	79.4 3,336	\$9.94 \$9.44	\$9.94Set \$9.44Set = \$396.48
	Weston Cap 2-Piece 3"H x 12.5" 8.65"W x 11"D 3"H x 6.25" 4.32"W x 11"D Chicago	(Ashbury Haze), (Bannockburn-Red), (Bristol Beige)(BrookstoneSlate) (Cotswold Mist), (Gascony Tan)	BWCP13C	88 F / 16 H	100ft	-	2,624	-	\$528.00

FENDT



Picture Courtesy Of Fendt Builder Supply



Picture Courtesy Of Fendt Builder Supply



Picture Courtesy Of Fendt Builder Supply



FENDT

BLOCKS, PAVERS & WALL STONES

Be sure to check out the new spectrum color options for Old World Vintage Paver!

Picture Courtesy Of Fendt Builder Supply



FENDT / Pavers



Pictures Courtesy Of Fendt Builders Supply



◆ Cobblestone
Full Pallet / \$3.06sq.ft.



Eco-Brick
Full Pallet / \$3.41sq.ft.



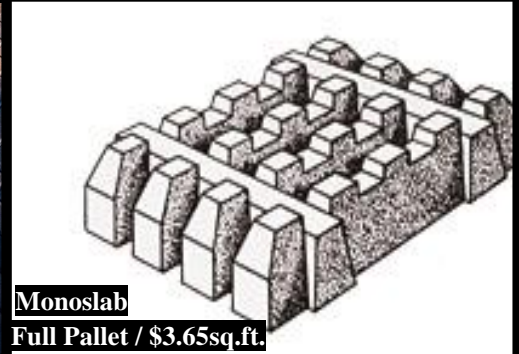
Eco-Classic
Full Circle Pallet / \$3.41sq.ft.



Geolink
Full Circle Pallet / \$5.15sq.ft.



◆ Holland Stone
Full Pallet Standard Colors / \$2.45sq.ft.



Monoslab
Full Pallet / \$3.65sq.ft.



O.W. Holland
Full Pallet Standard Colors / \$3.57sq.ft.



O.W. Random
Full Pallet / \$4.37sq.ft.



◆ Old World Vintage
Full Pallet Standard Colors / 4.05sq.ft.



◆ Symetry
Full Pallet / \$3.45sq.ft.



◆ Vintage
Full Pallet / \$2.96sq.ft.

8 & 9 See Page 1 For Disclaimer - \$15.00 Pallet Deposit

Pictures Courtesy Of Fendt Builders Supply

FENDT / Retaining Walls



Pictures Courtesy Of Fendt Builders Supply



◆ Garden Wall
Full Pallet / \$6.12sq.fc.ft.



◆ Hewn Stone
Full Pallet / \$8.51sq.fc.ft.



◆ Keystone Country Manor 6"
Full Pallet / \$10.82sq.fc.ft.



◆ Keystone O.W. Country Manor
Full Pallet / \$18.66sq.fc.ft.



◆ Keystone Sculptured Face Compact
Full Pallet / \$7.68sq.fc.ft.



◆ Keystone Straight Face Compact
Full Pallet / \$7.25sq.fc.ft.



◆ O.W. Fire Pit Block
Full Pallet / \$15.43sq.fc.ft.



◆ O.W. Glenstone
Full Pallet Standard Colors/ \$10.44sq.fc.ft.



◆ O.W. Stonegate
Full Pallet Standard Colors / \$15.97sq.fc.ft.



◆ Stonegate
Full Pallet Standard Colors / \$9.38sq.fc.ft.



◆ Verazzo
Full Pallet / \$9.30sq.fc.ft.

Pictures Courtesy Of Fendt Builders Supply

8 & 9 See Page 1 For Disclaimer - \$15.00 Pallet Deposit








FENDT / Pavers

Style	Name	Colors	Sku	Linear Soldier	Linear Sailor	Units	Weight	Square Feet	Total Price
	6x6 5.9" x 5.9" x 2.38"	Brown, Slate	FSSS13B FSSP13B	26 185	26 185	54 378	368 2,576	7 Sections @ 13.1 92	\$3.91sq.ft. = \$51.23 \$3.41sq.ft. = \$313.72
	Cobblestone 5.5" x 9" x 2.38"	Rustic Blend, Walnut Blend	FCE13B FCS13B FCP13B	- - -	- - -	1 72 360	8 577 2,884	Each 5 Sections @ 20.6 103	\$4.06sq.ft. = \$1.16 \$3.56sq.ft. = \$73.34 \$3.06 sq.ft. = \$315.18
	Eco-Brick 4.5" x 9" x 3.12"	(Custom)	FEB13B	-	-	252F / 56H	2,592	76.3	\$3.41sq.ft. = \$260.19
	Eco-Classic 4.5" x 9" x 3.12"	(Custom)	FEC13B	-	-	252F / 56H	2,719	76.3	\$3.41sq.ft. = \$260.19
	Geolink 12" x 16" x 4"	(Grey)	FG13B	-	-	72	2,938	80.64	\$5.15sq.ft. = \$415.30
	Holland 4x8 4" x 8" x 2.38"	Brown, Buckskin, Copper, Pewter, Red, Slate, (Antique), (Autumn), (Charcoal), (Forest), (Limestone), (Maplewood), (Rustic) (Sandstone) (Walnut)	FHS13B FHP13B	27 162	54 324	81 486	504 3,024	6 Sections @ 18 108	\$2.95sq.ft. = \$53.10 \$2.45sq.ft. = \$264.60
	Holland (Spectrum) 4" x 8" x 2.38"	(Burgundy), (Canyon), (GoldenSage), (MossyOak), (SeaShell), (Sedona), (Sunset), (Polar Ash), (Woodland)	FHSB13B	162	324	486	3,024	108	\$3.48sq.ft. = \$375.84
	Holland 8x8 8" x 8" x 2.38"	(Limestone), (Rustic), (Walnut)	FHE13B	144	144	216	2,688	96	\$3.11sq.ft. = \$298.56
	Holland 8x8 8" x 8" x 2.38"	(Golden Sage)	FHEG13B	144	144	216	2,688	96	\$3.51sq.ft. = \$336.96
	Holland 12x12 12" x 12" x 2.38"	(Limestone), (Rustic), (Walnut)	FHT13B	72	72	72	2,016	72	\$3.23sq.ft. = \$232.56
	Holland 12x12 12" x 12" x 2.38"	(Golden Sage)	FHTG13B	72	72	72	2,016	72	\$3.63sq.ft. = \$261.36
	MONOSLAB 16" x 24" x 4.5"	(Natural)	FM13B	48	72	36	3,031	95.76	\$3.65sq.ft. = \$349.53
	O. W. Eco-Brick 4.5" x 9" x 3.12"	(Custom)	FEB13B	-	-	252F / 56H	2,592	76.3	\$4.88sq.ft. = \$372.35
	O.W. Eco-Classic 4.5" x 9" x 3.12"	(Custom)	FOEC13B	-	-	252F / 56H	2,719	76.3	\$4.88sq.ft. = \$372.35
	O.W. Holland 4" x 8" x 2.38"	(Antique), (Limestone), (Rustic), (Slate), (Walnut)	FOH13B	162	324	486	3,024	108	\$3.57sq.ft. = \$385.56
	O.W. Holland 4" x 8" x 2.38"	(Grindstone), (Mossy Oak)	FOHM13B	162	324	486	3,024	108	\$3.95sq.ft. = \$426.60
	O.W. Random 5.5" x Variable" x 2.38"	(Limestone), (Walnut)	FOR13B	-	210	288	2,407	96	\$4.37sq.ft. = \$419.52
	O.W. Vintage Cir Various Shapes x 2.38"	(Limestone), (Rustic), (Walnut)	FOVC13B	-	-	420	994	35.5	\$6.26sq.ft. = \$222.23
	O.W. Vintage Cir Various Shapes x 2.38"	(Burgundy), (Mossy Oak)	FOVCM13B	-	-	420	994	35.5	\$6.63sq.ft. = \$235.37
	O.W. Vintage Cir Various Shapes x 2.38"	(Polar Ash), (Seashell)	FOVCP13B	-	-	420	994	35.5	\$7.01sq.ft. = \$248.86
	O.W. Vintage Sq 4.75" x 4.75" x 2.38"	Walnut, (Limestone), (Rustic)	FOVSS13B FOVSP13B	22 199	22 199	56 504	249 2,240	9 Sections @ 8.9 80	\$4.55sq.ft. = \$40.50 \$4.05sq.ft. = \$324.00
	O.W. Vintage Sq 4.75" x 4.75" x 2.38"	(Burgundy), (Mossy Oak)	FOV513B	199	199	504	2,240	80	\$4.43sq.ft. = \$354.40
	O.W. Vintage Sq 4.75" x 4.75" x 2.38"	(Polar Ash), (Seashell)	FOVSPA13B	199	199	504	2,240	80	\$4.80sq.ft. = \$384.00
	O.W. Vintage Rec 4.75" x 7.13" x 2.38"	Walnut, (Limestone), (Rustic)	FOVRS13B FOVRP13B	22 133	33 199	56 336	374 2,240	6 Sections @ 13.3 80	\$4.55sq.ft. = \$60.52 \$4.05sq.ft. = \$324.00
	O.W. Vintage Rec 4.75" x 7.13" x 2.38"	(Burgundy), (Mossy Oak)	FOVR13B	133	199	336	2,240	80	\$4.43sq.ft. = \$354.40
	O.W. Vintage Rec 4.75" x 7.13" x 2.38"	(Polar Ash), (Seashell)	FOVRA13B	133	199	336	2,240	80	\$4.80sq.ft. = \$384.00
	O.W. Vintage XLRec 4.75" x 9.5" x 2.38"	Walnut, (Limestone), (Rustic)	FOXLR13B FOXLR13B	26 110	44 221	56 280	502 2,509	5 Sections @ 18 90	\$4.55sq.ft. = \$81.90 \$4.05sq.ft. = \$364.50
	O.W. Vintage XLRec 4.75" x 9.5" x 2.38"	(Burgundy), (Mossy Oak)	FXML13B	110	221	280	2,509	90	\$4.43sq.ft. = \$398.70
	O.W. Vintage XLRec 4.75" x 9.5" x 2.38"	(Coffee), (Jet Black), (Polar Ash), (Ruby), (Seashell), (Suede), (Titanium)	FXML13B	110	221	280	2,509	90	\$4.80sq.ft. = \$432.00
	O.W. Vintage XLRec 4.75" x 9.5" x 2.38"	(Jade)	FXML13B	110	221	280	2,509	90	\$6.45sq.ft. = \$580.50
	O.W. Vintage Dbl Lg Rec 7.13" x 9.5" x 2.38"	Walnut, (Limestone), (Rustic)	FDLS13B FDLP13B	23 119	31 158	40 200	510 2,548	5 Sections @ 18.2 91	\$4.55sq.ft. = \$82.81 \$4.05sq.ft. = \$368.55
	O.W. Vintage Dbl Lg Rec 7.13" x 9.5" x 2.38"	(Burgundy) (Mossy Oak)	FDDL13B	119	158	200	2,548	91	\$4.43sq.ft. = \$403.13
	O.W. Vintage Dbl Lg Rec 7.13" x 9.5" x 2.38"	(Polar Ash), (Seashell)	FDLPA13B	119	158	200	2,548	91	\$4.80sq.ft. = \$436.80
	O.W. Vintage Lrg Sq. 9.5" x 9.5" x 2.38"	Walnut, (Limestone), (Rustic)	FLSS13B FLSP13B	25 127	25 127	32 160	543 2,716	5 Sections @ 19.4 97	\$4.55sq.ft. = \$88.27 \$4.05sq.ft. = \$392.85
	O.W. Vintage Lrg Sq. 9.5" x 9.5" x 2.38"	(Burgundy), (Mossy Oak)	FLSM13B	127	127	160	2,716	97	\$4.43sq.ft. = \$429.71
	O.W. Vintage Lrg Sq. 9.5" x 9.5" x 2.38"	(Polar Ash), (Seashell)	FLSPA13B	127	127	160	2,716	97	\$4.80sq.ft. = \$465.60
	Random 5.5" x Variable" x 2.38"	(Limestone), (Walnut)	FOR13B	-	210	288	2,407	96	\$2.96sq.ft. = \$284.16

8 & 9 See Page 1 For Disclaimer - \$15.00 Pallet Deposit

Red ♦ Indicates Stocked Products. (Special Orders Usually Arrive In 2 Days. In Season.)












FENDT / Pavers

Style	Name	Colors	Sku	Linear Soldier	Linear Sailor	Units	Weight	Square Feet	Total Price
	♦Symetry 4" x 12" x 2.38"	Antique, Autumn, Rustic, Walnut	FSS13B FSP13B	24 96	72 288	72 288	588 2,352	4 Sections @ 21 84	\$3.95sq.ft. = \$82.95 \$3.45sq.ft. = \$289.80
	♦Vintage Cir Various Shapes x 2.38"	Antique, Forest, Maplewood, Rustic, Walnut (Limestone), (Sandstone)	FVCL13B FVCP13B	- -	- -	280 560	994 1,988	½ PLT @ 35.5 71	\$3.50sq.ft. = \$124.25 \$3.00sq.ft. = \$213.00
	♦Vintage S&T 4.75" x 4.75" x 2.38" 2.39" x 4.75" x 2.38"	Antique, Forest, Maplewood, Rustic, Walnut (Limestone), (Sandstone)	FVSL13B FVSP13B	- -	22 199	48S / 16T 432S/144T	249 2,240	9 Sections @ 8.9 80	\$3.46sq.ft. = \$30.80 \$2.96sq.ft. = \$236.80
	♦Vintage Rec 4.75" x 7.13" x 2.38"	Antique, Forest, Maplewood, Rustic, Walnut (Limestone), (Sandstone)	FVRS13B FVRP13B	22 133	33 199	56 336	374 2,240	6 Sections @ 13.3 80	\$3.46sq.ft. = \$46.02 \$2.96sq.ft. = \$236.80
	Vintage XL Rec 4.75" x 9.5" x 2.38"	(Antique), (Forest), (Limestone)(Maplewood) (Rustic)(Sandstone) (Walnut)	FVXL13B	110	221	280	2,509	90	\$2.96sq.ft. = \$266.40
	Vintage Dbl Lg Rec 7.13" x 9.5" x 2.38"	(Antique), (Forest), (Limestone)(Maplewood) (Rustic)(Sandstone) (Walnut)	FVDL13B	119	158	200	2,548	91	\$2.96sq.ft. = \$269.36
	Vintage Lrg Sq. 9.5" x 9.5" x 2.38"	(Antique), (Forest), (Limestone)(Maplewood) (Rustic)(Sandstone) (Walnut)	FVLS13B	127	127	160	2,716	97	\$2.96sq.ft. = \$287.12

Pictures Courtesy Of Fendt Builders Supply



FENDT / Retaining Walls

Style	Name	Colors	Sku	Units	Linear Feet	Sq.Fc.Ft.	Weight	Price Sq. Fc. Ft.	Total Price
	3"x24" Cap Smooth or Split 3"H x 24"W x 12"D	(Camel), (Limestone), (Rustic), (Slate), (Walnut)	FAC13C	48	96ft	24	3,432	-	\$8.96Ea. = \$430.08
	3"x24" Cap Smooth Only 3"H x 24"W x 12"D	(Burgundy), (Chestnut), (Greystone)	FACS13C	48	96ft	24	3,432	-	\$9.80Ea. = \$470.40
	12"x12" Country Cap 3"H x 24"W x 12"D	(Camel), (Greystone), (Limestone), (Rustic), (Slate), (Walnut)	FACC13C	96	96ft	24	3,456	-	\$7.44Ea. = \$714.24
	Coping Stone 2.38"H x 3.88"W x 12.88"D	(Antique), (Brown), (Buckskin), (Limestone), (Rustic), (Slate), (Walnut)	FCS13C	117	37.83ft	8.19	1,160	-	\$2.48Ea. = \$290.16
	Fire Pit Block 5.5"H x 15.5" x 12.5"W x 6"D	(Camel), (Limestone), (Rustic), (Walnut)	FFP13C	75	12 per row	-	3,510	-	\$5.28Ea. = \$396.00
	♦Gardenwall 4"H x 12"W x 8"D	Antique, Cocoa, Desert, Golden-Rod, Grey, Limestone, Red, Rustic, Slate, Tan, Walnut	FGU13C FGP13C	1 (Each) 96	1ft 96ft	33 32	25 2,400	\$7.62 \$6.12	\$2.54Ea. \$2.04Ea. = \$195.84
	Glenstone 4"H x 12"W x 8"D	(Camel),(Slate),(Walnut), (Greystone), (Limestone), (Rustic)	FOGB13C	96	96ft	32	3,072	\$6.18	\$2.06Ea. = \$197.76
	Glenstone 4"H x 12"W x 8"D	(Burgundy), (Chestnut), (Seashell)	FOGS13C	96	96ft	32	3,072	\$12.75	\$4.25Ea. = \$408.00
	♦Hewn-Stone 8"H x 18"W x 11"D	Limestone, Walnut (Camel)	FHE13C FHP13C	1 (Each) 36	1.5ft 54ft	1 36	86 3,096	\$9.01 \$8.51	\$9.01Ea. \$8.51Ea. = \$306.36
	♦Hewn-Stone Corner 8"H x 15"W x 6"D	Limestone, Walnut (Camel)	FHCE13C FHCP13C	1 (Each) 48	- -	- -	47 1,410	- -	\$18.41Ea. \$17.91Ea. = \$859.68
	♦Hewn-Stone Cap (Universal) 3.5"H x 18"W x 12"D	Camel, Limestone, Walnut	FUCE13C FUCP13C	1 (Each) 56	1.5ft 84ft	44 24.64	62 3,472	- -	\$6.41Ea. \$5.91Ea. = \$330.96

8 & 9 See Page 1 For Disclaimer - \$15.00 Pallet Deposit

FENDT / Retaining Walls

Style	Name	Colors	Sku	Units	Linear Feet	Sq.Fc.Ft.	Weight	Price Sq. Fc. Ft.	Total Price
	Keystone Country Manor S.E. 3" 3"H x Variable"W x 10"D	(Camel), (Limestone), (Rustic), (Slate), (Walnut)	FCMT13C	40Sets	113.60ft	28.40	2,888	\$11.91	\$8.45Set = \$338.00
	Keystone Country Manor S.E. 6" 6"H x Variable"W x 10"D	(Camel), (Limestone), (Rustic), (Slate), (Walnut)	FCMS13C	20Sets	56.80ft	28.40	2,788	\$10.82	\$15.36Set = \$307.20
	Keystone Country Manor R.C. 3" 3"H x Variable"W x 10"D	(Camel), (Limestone), (Rustic), (Slate), (Walnut)	FCMRT13C	40Sets	113.60ft	28.40	2,888	\$11.91	\$8.45Set = \$338.00
	Keystone Country Manor R.C. 6" 6"H x Variable"W x 10"D	(Camel), (Limestone), (Rustic), (Slate), (Walnut)	FCMRS13C	20Sets	56.80ft	28.40	2,788	\$10.82	\$15.36Set = \$307.20
	Keystone Sculptured Compact 8" 8"H x 18"W x 11"D	(Desert), (Grey), (Rustic)	FSCE13C	36	54ft	36	3,096	\$7.68	\$7.68Ea. = \$276.48
	Keystone Sculptured Standard 8" 8"H x 18"W x 22"D	(Desert), (Grey)	FSSE13C	20	30ft	20	2,560	\$13.40	\$13.40Ea. = \$268.00
	Keystone Corner 90* 8" 8"H x 18"W x 9"D	Desert, Grey, Rustic	FKCE13C FKCP13C	1 (Each) 30	- -	1 30	86 2,580	- -	\$13.40Ea. \$12.90Ea. = \$387.00
	Keystone Cap (Universal) 3.5"H x 18"W x 12"D	Desert, Grey, Rustic	FUCE13C FUCP13C	1 (Each) 56	1.5ft 84ft	44 24.64	62 3,472	- -	\$6.94Ea. \$6.44Ea. = \$360.64
	Keystone Straight Mini 4" 4"H x 18"W x 11"D	(Desert) (Grey) (Limestone) (Walnut)	FKSM13C	63	94.5ft	31.5	2,709	\$10.02	\$5.01Ea. = \$315.63
	Keystone Corner 90* 4" 4"H x 18"W x 9"D	(Desert) (Grey) (Limestone) (Walnut)	FKC13C	60	-	30	2,580	-	\$9.00Ea. = \$540.00
	Keystone Straight Compact 8" 8"H x 18"W x 11"D	Desert, Grey, Limestone, Rustic, Walnut	FKSC13C FKSCP13C	1 (Each) 36	1.5ft 54ft	1 36	86 3,096	\$7.75 \$7.25	\$7.75Ea. \$7.25Ea. = \$261.00
	Keystone Straight Standard 8" 8"H x 18"W x 22"D	(Desert)(Grey)(Limestone) (Rustic)(Walnut)	FKSS13C	20	30ft	20	2,560	\$13.40	\$13.40Ea. = \$268.00
	Keystone Corner 90* 8" 8"H x 18"W x 9"D	Desert, Grey, Limestone, Rustic, Walnut	FKCNE13C FKCNP13C	1 (Each) 30	- -	1 30	86 2,580	- -	\$13.40Ea. \$12.90Ea. = \$387.00
	Keystone Cap (Universal) 3.5"H x 18"W x 12"D	Desert, Grey, Limestone, Rustic, Walnut	FUCE13C FUCP13C	1 (Each) 56	1.5ft 84ft	44 24.64	62 3,472	- -	\$6.94Ea. \$6.44Ea. = \$360.64
	O.W. Country Manor S.E. 3" 3"H x Variable"W x 10"D	(Camel), (Limestone), (Rustic), (Slate), (Walnut)	FOMT13C	40Sets	113.60ft	28.40	3,088	\$20.41	\$14.49Set = \$579.60
	O.W. Country Manor S.E. 6" 6"H x Variable"W x 10"D	(Camel), (Limestone), (Rustic), (Slate), (Walnut)	FOMS13C	20Sets	56.80ft	28.40	2,928	\$18.66	\$26.49Set = \$529.80
	O.W. Country Manor R.C. 3" 3"H x Variable"W x 10"D	(Camel), (Limestone), (Rustic), (Slate), (Walnut)	FOMRT13C	40Sets	113.60ft	28.40	3,088	\$20.41	\$14.49Set = \$579.60
	O.W. Country Manor R.C. 6" 6"H x Variable"W x 10"D	(Camel), (Limestone), (Rustic), (Slate), (Walnut)	FOMRS13C	20Sets	56.80ft	28.40	2,928	\$18.66	\$26.49Set = \$529.80
	O.W. Fire Pit Block 5.5"H x 15.5/ 12.5"W x 6"D	Walnut (Camel), (Limestone), (Rustic)	FOFU13C FOFP13C	1 (Each) 75	4' /I.D. 12 per row	- -	46.8 3,510	\$16.27 \$15.43	\$9.74Ea. \$9.24Ea. = \$693.00
	O.W. Glenstone 4"H x 12"W x 8"D	Camel, Slate, Walnut, (Greystone), (Limestone), (Rustic)	FOGE13C FOGPI13C	1 (Each) 96	1ft 96ft	.33 32	32 3,072	\$11.94 \$10.44	\$3.98Ea. \$3.48Ea. = \$334.08
	O.W. Glenstone 4"H x 12"W x 8"D	(Burgundy), (Chestnut, Seashell)	FOGSE13C FOGSP13C	1 (Each) 96	1ft 96ft	.33 32	32 3,072	\$14.82 \$13.32	\$4.94Ea. \$4.44Ea. = \$426.24
	O.W. Radius Glenstone 4"H x 12.5"/ 9.13W x 8"D	Walnut, (Camel), (Greystone), (Limestone), (Rustic), (Slate)	FORE13C FORP13C	1 (Each) 96	1ft 96ft	.33 32	27.5 2,645	\$15.87 \$14.37	\$5.29Ea. \$4.79Ea. = \$459.84
	O.W. Radius Glenstone 4"H x 12.5"/ 9.13W x 8"D	(Burgundy), (Chestnut), (Seashell)	FORB13C	96	96ft	32	2,645	\$15.54	\$5.18Ea. = \$497.28
	O.W. Stonegate 6"H x Variable"W x 10"D	Rustic, Walnut, (Camel), (Limestone), (Slate)	FOSE13C FOSP13C	1Set (Each) 20Sets	2.84ft 56.80ft	1.42 28.40	139.40 2,788	\$16.32 \$15.97	\$23.17Sett \$22.67Set = \$453.40
	O.W. Stonegate 6"H x Variable"W x 10"D	(Burgundy), (Chestnut), (Seashell)	FOSPU13C	20Sets	56.80ft	28.40	2,788	\$17.41	\$24.71Set = \$494.20
	Planter Wall 4"H x Variable"W x 7"D	(Camel), (Limestone), (Rustic), (Walnut)	FPW13C	24Sets	96ft	29.04	2,057	\$9.85	\$11.91Set = \$285.84
	Radius Glenstone 4"H x 12.5"/ 9.13W x 8"D	(Camel), (Slate), (Walnut), (Greystone), (Limestone), (Rustic)	FRG13C	96	96ft	32	2,645	\$8.88	\$2.96Ea. = \$284.16
	Radius Glenstone 4"H x 12.5"/ 9.13W x 8"D	(Burgundy), (Chestnut), (Seashell)	FRGB13C	96	96ft	32	2,645	\$17.25	\$5.75Ea. = \$552.00
	Stair Tread - Universal 3.5"H x 18"W x 20"D	(Desert),(Grey), (Limestone),(Rustic), (Walnut)	FST13C	28	42ft	12.60	2,968	-	\$12.89 = \$360.92
	Stonegate 6"H x Variable"W x 10"D	Rustic, Walnut, (Camel), (Limestone), (Slate)	FSE13C FSP13C	1Set (Each) 20Sets	2.84ft 56.80ft	1.42 28.40	139.40 2,788	\$9.74 \$9.38	\$13.82Set \$13.32Set = \$266.40
	Stonegate 6"H x Variable"W x 10"D	(Burgundy), (Chestnut), (Seashell)	FSB13C	20Sets	56.80ft	28.40	2,788	\$16.33	\$23.18Set = \$463.60
	Stonegate Cap (3"x24"all Smooth) 3"H x 24"W x 12"D	(Camel), (Limestone), Rustic, (Slate), Walnut	FSCE13C FSCP13C	1 (Each) 48	2ft 96ft	.5 24	71.50 3,432	- -	\$9.46Ea. \$8.96Ea. = \$430.08
	Stonegate Cap (3"x24" all Smooth) 3"H x 24"W x 12"D	(Burgundy), (Chestnut), (Greystone)	FSCB13C	48	96ft	24	3,432	-	\$9.80Ea. = \$470.40
	Verazzo Stone 6"H x 16"/ 12"W x 10.5"D	Camel, Limestone, Rustic, Walnut	FVE13C FVP13C	1 (Each) 45	1.34ft 60.3ft	.67 30.15	73 3,272	\$10.05 \$9.30	\$6.73Ea. \$6.23Ea. = \$280.35
	Verazzo Stone 6"H x 16"/ 12"W x 10.5"D	Chestnut	FVSE13C FVSP13C	1 (Each) 45	1.34ft 60.3ft	.67 30.15	73 3,272	\$11.27 \$10.53	\$7.55Ea. \$7.05Ea. = \$317.25
	Verazzo Corner 6"H x 16"W x 8"D	Camel, Desert, Grey, Limestone, Rustic, Walnut	FVCE13C FVCP13C	1 (Each) 48	- -	- -	63 3,024	- -	\$12.07Ea. \$11.57Ea. = \$555.36
	Verazzo Corner 6"H x 16"W x 8"D	Chestnut	FVCSE13C FVCSP13C	1 (Each) 48	- -	- -	63 3,024	- -	\$12.89Ea. \$12.39Ea. = \$594.72
	Verazzo Cap (Universal) 3.5"H x 18"W x 12"D	Camel, Desert, Grey, Limestone, Rustic, Walnut	FUCE13C FUCP13C	1 (Each) 56	1.5ft 84ft	44 24.64	62 3,472	- -	\$6.94Ea. \$6.44Ea. = \$360.64
	Verazzo Cap (Universal) 3.5"H x 18"W x 12"D	Chestnut	FUCSE13C FUCSP13C	1 (Each) 56	1.5ft 84ft	44 24.64	62 3,472	- -	\$7.63Ea. \$7.13Ea. = \$399.28

8 & 9 See Page 1 For Disclaimer - \$15.00 Pallet Deposit

Red ♦ Indicates Stocked Products. (Special Orders Usually Arrive In 2 Days. In Season.)

OAKS




Picture Courtesy Of Oaks Concrete Products



Picture Courtesy Of Oaks Concrete Products

**INTERLOCKING PAVERS
RETAINING WALLS
ENVIRO PRODUCTS**



Picture Courtesy Of Oaks Concrete Products

OAKS / Pavers

Pictures Courtesy Of Oaks Concrete Products



Arcadia
Full Pallet / \$4.07sq.ft.



Cassina
Standard Full Pallet / \$6.74ln.ft.
Plus Full Pallet / \$7.07ln.ft.



Centurion
Full Pallet / \$4.55sq.ft.



◆ **Classic 4x8**
Full Pallet / \$2.57sq.ft.



◆ **Colonnade**
Full Pallet / \$3.52sq.ft.



Enviro Pave
Full Pallet / \$4.53sq.ft.



Fineline
Full Pallet / \$3.23sq.ft.



Hydr'eau Pave
Full Pallet / \$5.03sq.ft.



Presidio
Full Pallet / \$6.15sq.ft.



Ridgefield
Full Pallet / \$3.74sq.ft.



◆ **Romanesque**
Full Pallet / \$2.99sq.ft.



Turf Slab
Full Pallet / \$3.47sq.ft.



Villanova
Full Pallet / \$6.62sq.ft.



◆ **Wexford**
Full Pallet / \$4.04sq.ft.

NEW FOR 2013 STOCKED ITEM

8 & 9 See Page 1 For Disclaimer - \$15.00 Pallet Deposit

Red ◆ Indicates Stocked Products. (Special Orders Usually Arrive In 2 Days, In Season.)

Pictures Courtesy Of Oaks Concrete Products

OAKS / Pavers

Style	Name	Colors	SKU	Ln. Ft. Soldier	Ln. Ft. Sailor	Units	Weight	Square Feet	Square Foot Price
	Arcadia Circle Various Sizes x 2.76"H	(Chartan), (Greystone), (Maple), (Sandstone)	OAC13B	-	-	19	85	1 Bag @ 5	\$11.00sq.ft. = \$55.00
	Arcadia Combo 2.72" x 5.43" x 2.76" 5.43" x 5.43" x 2.76"	(Chartan), (Greystone), (Maple), (Sandstone)	OAS13B	-	212	360F / 216H	3,020	93	\$4.07sq.ft. = \$378.51
	Arcadia Lrg Rec 5.43" x 8.15" x 2.76"	(Chartan), (Greystone), (Maple), (Sandstone)	OALR13B	151	228	336	3,224	102	\$4.07sq.ft. = \$415.14
	Avenue Matrix 8" x 12" x 3.15"	(Ravenstone Black)	OAM13B	80	120	120	2,880	77.5	\$10.19sq.ft. = \$789.73
	Cassina 8" x 12" x 2.76"	(Buff), (Charcoal), (Mahogany), (Timberwood)	OC13B	52	-	78	1,716	52ln.ft.	\$6.74ln.ft. = \$350.48
	Cassina Plus 8" x 12" x 2.76"	(Buff), (Charcoal), (Timberwood)	OCP13B	52	-	78	1,716	52ln.ft.	\$7.07ln.ft. = \$367.64
	Centurion Combo 2.68" x 5.43" x 2.76" 5.43" x 5.43" x 2.76"	(Buff Mix), (Executive), (Sandlewood)	OCC13B	-	194	342F / 180H	2,834	86	\$4.55sq.ft. = \$391.30
	Centurion Standard 5.43" x 8.19" x 2.76"	(Buff Mix), (DarkOak), (Executive), (Onyx), (Sandlewood)	OCS13B	133	200	294	2,856	90.9	\$4.55sq.ft. = \$413.60
	Centurion Jumbo 8.19" x 10.94" x 2.76"	(Buff Mix), (Executive), (Sandlewood)	OCJ13B	98	131	144	2,880	90	\$4.55sq.ft. = \$409.50
	Centurion Quad 10.94" x 10.94" x 2.76"	(Buff Mix), (Executive), (Sandlewood)	OCQ13B	98	98	108	3,053	90	\$4.55sq.ft. = \$409.50
	Centurion Dbl Jumbo 10.94" x 16.46" x 2.76"	(Buff Mix), (Executive), (Sandlewood)	OCDL13B	65	98	72	3,060	90	\$4.55sq.ft. = \$409.50
	Classic 4x8 3.94" x 7.87" x 2.36"	(Charcoal), (Colonial), (Greyfield), (Northern), (Timberwood), (Pioneer)	OCFP13B	159	318	477F / 18H	2,900	106	\$2.57sq.ft. = \$272.42
	Classic 8x8 7.87" x 7.87" x 2.36"	(Colonial), (Greyfield), (Northern), (Timberwood)	OCE13B	157	157	240	2,900	104	\$2.97sq.ft. = \$308.88
	Classic 12x12 11.81" x 11.81" x 2.36"	(Colonial), (Greyfield), (Northern), (Timberwood)	OCT13B	106	106	108	3,024	105	\$2.97sq.ft. = \$311.85
	Colonnade Combo 2.95" x 5.91" x 2.36" 5.91" x 5.91" x 2.36"	Greyfield, Mahogany, Sandalwood, Sandstone, Timberwood	OCCL13B OCCP13B	- -	23 212	42F / 12H 378F / 108H	325 2,925	9 Layers @ 11.5 104	\$4.02sq.ft. = \$46.23 \$3.52sq.ft. = \$366.08
	Colonnade 6x9 5.91" x 8.86" x 2.36"	Dark Oak, Greyfield, Mahogany, Onyx, Sandalwood, Sandstone, Timberwood	OCSL13B OCSPI13B	15 141	23 212	32 288	314 2,826	9 Layers @ 11.6 105	\$4.02sq.ft. = \$46.64 \$3.52sq.ft. = \$369.60
	Colonnade 9x9 8.86" x 8.86" x 2.36"	(Greyfield), (Mahogany), (Sandalwood), (Sandstone), (Timberwood)	OCN13B	133	133	180	2,750	98	\$3.52sq.ft. = \$344.96
	Enviro Pave 7.87" x 7.87" x 3.15"	(Natural)	OEP13B	118	118	180	2,731	78	\$4.53sq.ft. = \$353.34
	Fineline Combo 2.95" x 5.91" x 2.36" 5.91" x 8.86" x 2.36"	(Greyfield), (Silversand), (Timberwood)	OFCP13B	-	230	288F / 72H	3,200	113	\$3.23sq.ft. = \$364.99
	Fineline 6x6 5.91" x 5.91" x 2.36"	(Greyfield), (Silversand), (Timberwood)	OFSPI13B	212	212	432	2,900	105	\$3.23sq.ft. = \$339.15
	Fineline 9x9 8.86" x 8.86" x 2.36"	(Greyfield), (Silversand), (Timberwood)	OFN13B	133	133	180	2,750	98	\$3.23sq.ft. = \$316.54
	Hydr'eau Pave Various Sizes x 3.15"H	(Golden Ash), (Onyx), (Silversand)	OH13B	-	-	6S/72M/48L/42XL	2,232	64.1	\$5.03sq.ft. = \$322.43
	Presidio Various Sizes x 3.15"H	(Buff), (Champagne), (Marble Grey), (Onyx)	OP13B	-	-	108 Assorted	2,452	64.6	\$6.15sq.ft. = \$397.29
	Ridgefield Combo 3.94" x 7.87" x 2.76" 7.87" x 7.87" x 2.76" 7.87" x 11.81" x 2.76"	(Drambuie), (Maple Blend), (Sandlewood), (Silversand)	ORC13B	-	-	80S/80M/80L	3,353	103	\$3.74sq.ft. = \$385.22
	Ridgefield Lrg Square 11.81" x 11.81" x 2.76"	(Drambuie), (Maple Blend), (Sandlewood), (Silversand)	ORL13B	94.5	94.5	96	3,128	93	\$3.74sq.ft. = \$347.82
	Ridgefield Lrg Combo 7.87" x 11.81" x 2.76" 11.81" x 11.81" x 2.76" 11.81" x 15.74" x 2.76"	(Drambuie), (Maple Blend), (Sandlewood), (Silversand)	ORLC13B	-	-	32S/32M/32L	3,004	93	\$3.74sq.ft. = \$347.82
	Romanesque Circle Various Sizes x 2.36"H	(Colonial), (Greyfield), (Northern), (Pioneer), (Timberwood)	ORCP13B	-	-	-	1,957	69	\$3.12sq.ft. = \$215.28
	Romanesque Combo 2.36" x 4.72" x 2.36" 4.72" x 4.72" x 2.36"	Colonial, Greyfield, Northern, Pioneer, Timberwood	ORSL13B ORSPI13B	- -	28 254	63F / 18H 567F / 162H	288 2,600	9 Sections @ 11 99	\$3.49sq.ft. = \$38.39 \$2.99sq.ft. = \$296.01
	Romanesque Lrg Recs 4.72" x 7.09" x 2.36"	Charcoal, Colonial, Greyfield, Northern, Pioneer, Timberwood	ORLS13B ORLP13B	28 170	42 255	72 432	471 2,825	6 Sections @ 16.5 99	\$3.49sq.ft. = \$57.59 \$2.99sq.ft. = \$296.01
	Turf Slab 15.76" x 23.62" x 3.15"	(Natural)	OT13B	39.4	59	30	1,860	75	\$3.47sq.ft. = \$260.25
	Villanova Combo 15.63" x 15.63" x 3.15" 15.63" x 23.46" x 3.15"	(Champagne), (Golden Ash), (Marble Grey), (Tundra)	OVC13B	-	-	18L / 18S	2,898	76.5	\$6.62sq.ft. = \$506.43
	Villanova Rectangle 7.8" x 15.63" x 3.15"	(Champagne), (Golden Ash), (Marble Grey), (Onyx), (Tundra)	OVR13B	58.5	117	90	2,856	76.5	\$6.62sq.ft. = \$506.43
	Wexford Half 4.09" x 6.81" x 2.76"	Dark Oak, Grey Granite, Maple, Onyx, Sandlewood, Santa Fe	OWSH13B OWPH13B	24 171	40 286	72 504	466 3,261	7 Sections @ 14.2 99.8	\$4.54sq.ft. = \$64.47 \$4.04sq.ft. = \$403.20
	Wexford Square 6.81" x 6.81" x 2.76"	(Grey Granite), (Maple), (Sandlewood), (Santa Fe)	OWPS13B	159	191	280	3,043	93.1	\$4.04sq.ft. = \$376.13
	Wexford Standard 6.81" x 8.19" x 2.76"	Grey Granite, Maple, Sandlewood, Santa Fe	OWST13B OWPT13B	136 136	163 163	40 240	523 3,136	6 Sections @ 15.8 94.9	\$4.54sq.ft. = \$71.74 \$4.04sq.ft. = \$383.40
	Wexford Extra Lrg 8.19" x 13.7" x 2.76"	Grey Granite, Maple, Sandlewood, Santa Fe	OWSL13B OWPL13B	27 82	45 137	40 120	1,051 3,154	3 Sections @ 31.8 95.6	\$4.54sq.ft. = \$144.38 \$4.04sq.ft. = \$386.23

8 & 9 See Page 1 For Disclaimer - \$15.00 Pallet Deposit

OAKS / Retaining Walls

Style	Name	Colors	Sku	Units	Linear Feet	Sq.Fc.Ft.	Weight	Price Sq.Fc.Ft.	Total Price
	Castelo Coping 3.5"H x 7.25"W x 5.51"W x 7.25"D	(Chartan), (Greystone), (Mahogany), (Sandstone)	OCC13C	180	108ft	31	2,457	\$15.27	\$2.63Ea. = \$473.40
	Castelo Standard 3.5"H x 7.25"W x 5.51"W x 7.25"D	(Chartan), (Greystone), (Mahogany), (Sandstone)	OCS13C	180	108ft	31	2,196	\$15.27	\$2.63Ea. = \$473.40
	Compact Hewnstone Wall 8"H x 18"W x 12"D	(Buff), (Greystone), (Talisman)	OCH13C	40	60ft	40	3,080	\$14.70	\$14.70Ea. = \$588.00
	Compact Hewnstone Corner 8"H x 15"W x 6"D	(Buff), (Greystone), (Talisman)	OCHC13C	32	-	37.33	1,344	-	\$17.54Ea. = \$561.28
	Compact Hewnstone Coping 4"H x 18"W x 13"D	(Buff), (Greystone), (Talisman)	OCHB13C	24	36	12	1,872	-	\$11.84Ea. = \$284.16
	Fieldstone 135mm Wall 5.31"H x Variable"W x 10.24"D	(Sandalwood), (Sandstone), (Silersand), (Timberwood)	OFW13C	48	48.7ft	21.5	2,580	\$14.37	\$6.44Ea. = \$309.12
	Fieldstone Coping 2.95"H x 18.11"W x 12.01"D	(Sandalwood), (Sandstone), (Silersand), (Timberwood)	OFC13C	48	72ft	17.8	2,688	-	\$7.58Ea. = \$363.84
	Gardenia Wall 5.91"H x 7.87"W x 7.87"D	(Brown), (Charcoal), (Chartan), (Mahogany), (Sandstone), (Greystone)	OGP13C	48	31.4ft	15.48	1,032	\$10.21	\$3.29Ea. = \$157.92
	Gardenia Corner 5.91"H x 11.81"W x 7.87"D	(Brown), (Charcoal), (Chartan), (Mahogany), (Sandstone), (Greystone)	OGCP13C	32	-	26	1,400	-	\$6.26Ea. = \$200.32
	Gardenia 9" Coping 2.95"H x 24.21"W x 8.66"D	(Brown), (Charcoal), (Chartan), (Mahogany), (Sandstone), (Greystone)	OGNP13C	24	48ft	12	1,272	-	\$6.65Ea. = \$159.60
	Gardenia 12" Step Cap 2.95"H x 24.21"W x 12.4"D	(Brown), (Charcoal), (Chartan), (Mahogany), (Sandstone), (Greystone)	OGSC13C	24	48ft	12	1,850	-	\$7.97Ea. = \$191.28
	Laredo Standard 3.82"H x 11.44"W x 7.63"D	Chartan, (Greystone), Mahogany, Sandalwood, Sandstone	OLSE13C OLSP13C	1 (Each) 100	.96ft 95.3ft	.3 30.3	28 2,800	\$12.55 \$10.90	\$3.80Ea. \$3.30Ea. = \$330.00
	Laredo Tapered 3.82"H x 7.88"W x 6.06"W x 7.63"D	Chartan, (Greystone), Mahogany, Sandalwood, Sandstone	OLTE13C OLTTP13C	1 (Each) 150	.5ft 75.8ft	.18 27.1	18 2,700	\$14.51 \$11.74	\$2.62Ea. \$2.12Ea. = \$318.00
	Modeco Coping 3.5"H x 7.25"W x 5.51"W x 7.25"D	(Chartan), (Greystone), (Mahogany), (Sandstone)	OMC13C	180	108ft	31	2,457	\$13.94	\$2.40Ea. = \$432.00
	Modeco Standard 3.5"H x 7.25"W x 5.51"W x 7.25"D	(Chartan), (Greystone), (Mahogany), (Sandstone)	OMS13C	180	108ft	31	2,196	\$13.94	\$2.40Ea. = \$432.00
	Ortana Wall Straight 5.91"H x 7.87"W x 11.81"D	(Brown), (Colonial), (Desert), (Greyfield), (Natural), (Timberwood)	OOW13C	60	39.4ft	19.4	2,760	\$14.17	\$4.58Ea. = \$274.80
	Ortana Wall Tapered 5.91"H x 7.87"W x 11.81"D	Brown, Colonial, Desert, (Greyfield), (Natural), Timberwood	OOTE13C OOT13C	1 Dbl 30Dbl	1.32ft 39.4	.65 19.4	80 2,400	\$14.94 \$14.17	\$9.66Dbl \$9.16Dbl. = \$274.80
	Ortana Corner 5.91"H x 11.81"W x 7.87"D	Brown, Colonial, Desert, (Greyfield), (Natural), Timberwood	OOCE13C OOC13C	1 Dbl 24Dbl	- -	1.62 38.8	94 2,256	- -	\$13.40Dbl \$12.90Dbl. = \$309.60
	Ortana 1' Coping 2.95"H x 12"W x 11.81"D	Brown, Colonial, Desert, (Greyfield), (Natural), Timberwood	OOE13C OOO13C	1 Dbl 36Dbl	.2 72ft	.5 17.7	70 2,520	- -	\$8.71Dbl \$8.21Dbl. = \$295.56
	Ortana 2' Coping 2.95"H x 24.02"W x 11.81"D	(Brown), (Colonial), (Desert), (Greyfield), (Natural), (Timberwood)	OO13C	24	48	11.8	1,680	-	\$8.37Ea. = \$200.88
	Ortana Plus Wall Straight 5.91"H x 7.87"W x 11.81"D	(Brown), (Colonial), (Desert), (Greyfield), (Timberwood)	OOPW13C	60	39.4ft	19.4	2,760	\$18.44	\$5.96Ea. = \$357.60
	Ortana Plus Wall Tapered 5.91"H x 7.87"W x 11.81"D	(Brown), (Colonial), (Desert), (Greyfield), (Timberwood)	OOPT13C	60	39.4	19.4	2,400	\$18.44	\$5.96Ea. = \$357.60
	Ortana Plus Corner 5.91"H x 11.81"W x 7.87"D	(Brown), (Colonial), (Desert), (Greyfield), (Timberwood)	OOPC13C	24	-	19.4	1,128	-	\$10.88Ea. = \$261.12
	Ortana Plus 1' Coping 2.95"H x 12"W x 11.81"D	(Brown), (Colonial), (Desert), (Greyfield), (Timberwood)	OOP13C	72	72ft	17.7	2,520	-	\$5.03Ea. = \$362.16
	Verazzo Wall 3pc 6"H x 6"/3.9"W x 10.5"D 6"H x 10"/7.9"W x 10.5"D 6"H x 16"/13.83"W x 10.5"D	(Chartan), (Greystone), (Talisman)	OVW13C	60 20L / 20M / 20S	53.4ft	26.6	2,790	\$17.84	\$23.73 = \$474.55
	Verazzo Corner 6"H x 7.87"W x 11.81"D	(Chartan), (Greystone), (Talisman)	OVC13C	36	-	29.5	1,714	-	\$14.85Ea. = \$534.60
	Verazzo Coping 3"H x 18"W x 12"D	(Chartan), (Greystone), (Talisman)	OVCO13C	54	81ft	20.3	2,916	-	\$8.97Ea. = \$484.38

Pictures Courtesy Of Oaks Concrete Products

New for 2013 we stock

Ortana Wall and Wexford Paver!



8 & 9 See Page 1 For Disclaimer - \$15.00 Pallet Deposit

Red ♦ Indicates Stocked Products. (Special Orders Usually Arrive In 2 Days. In Season.)

OAKS / Retaining Walls

Pictures Courtesy Of Oaks Concrete Products



Castelo
Full Pallet / \$15.27sq.fc.ft.



Compact Hewnstone
Full Pallet / \$14.70sq.fc.ft.



Fieldstone
Full Pallet / \$14.37sq.fc.ft.



Gardenia
Full Pallet / \$10.21sq.fc.ft.



♦Laredo
Standard Full Pallet / \$10.90sq.fc.ft.
Tapered Full Pallet / \$11.74sq.fc.ft.



Modeco
Full Pallet / \$13.94sq.fc.ft.



Ortana
♦Standard Full Pallet / \$14.17sq.fc.ft. **NEW FOR 2013 STOCKED ITEM**
Plus Full Pallet / \$18.44sq.fc.ft.



Verazzo
Full Pallet / \$17.84sq.fc.ft.

Pictures Courtesy Of Oaks Concrete Products

8 & 9 See Page 1 For Disclaimer - \$15.00 Pallet Deposit

OLDCASTLE / DIY / Edgers / Pavers / Walls

Style	Name	Colors	SKU	Units	Amount	Weight	Total Price
	♦(Edger) Empire 4.62"H x 3.5"W x 16"L	Tan/Charcoal	BEE13B BEEP13B	1 135	Each=1.33 In.ft. Pallet=180 In.ft.	12.7 1,724	Loose = \$2.30Each Full Pallet \$2.10 = \$283.50
	(Edger) Matt Log 5.5"H x 2"W x 16"L	(Red)	BEMLP13B	180	Pallet=240 In.ft.	2,980	Full Pallet \$1.49 = \$268.20
	(Edger) Perfect 3.12"H x 3.5"W x 12"L	(Red), (Tan)	BEP13B	240	Pallet=240 In.ft.	2,380	Full Pallet \$1.37 = \$328.80
	♦(Edger) Scalloped Curved 5.5"H x 2"W x 16"L	Grey, (Red)	BESC13B BESCP13B	1 130	Each=1.33 In.ft. Pallet=173 In.ft.	16.3 2,120	Loose = \$1.85Each Full Pallet \$1.65 = \$214.50
	♦(Edger) Scalloped Straight 5.5"H x 2"W x 16"L	Grey, (Red)	BESS13B BESSP13B	1 240	Each=1.33 In.ft. Pallet=320 In.ft.	12.4 2,976	Loose = \$1.76Each Full Pallet \$1.56 = \$374.40
	(Patio) Cobblestone 1.63"H x 16"W x 16"L Corner or Square	(Colorado-R), (Sunset-Gold)	BPCCP13B	66	Pallet=116sq.ft.	2,100	Full Pallet \$5.34 = \$352.44
	♦(Patio) DryCast 2"H x 8"W x 16"L	Grey, Red	BPD13B BPDP13B	1 240	Each=.89sq.ft. Pallet=213sq.ft.	14.9 3,580	Loose = \$1.17Each Full Pallet \$.97 = \$232.80
	(Patio) DryCast B.Embossed 1.75"H x 16"W x 16"L	(Red), (Tan)	BPBEP13B	90	Pallet=160sq.ft.	2,980	Full Pallet \$3.24 = \$291.60
	(Patio) DryCast Pinnacle 1.75"H x 16"W x 16"L	(Tan)	BPDP13B	90	Pallet=160sq.ft.	2,860	Full Pallet \$3.24 = \$291.60
	♦(Patio) DryCast Square Sm 1.75"H x 12"W x 12"L	Grey, Red	BPSS13B BPSSP13B	1 168	Each=1sq.ft. Pallet=168sq.ft.	17 2,800	Loose = \$1.94Each Full Pallet \$1.74 = \$292.32
	(Patio) DryCast Square Lg 1.75"H x 16"W x 16"L	(Grey), (Tan)	BPDSL13B	90	Pallet=160sq.ft.	3,000	Full Pallet \$2.98 = \$268.20
	(Patio) Foot Stone 1.63"H x 12"W x 24"L	(River)	BPPF13B	44	Pallet=88approx.s q.ft.	1,540	Full Pallet \$5.53 = \$243.32
	(Patio) German Antique 1.63"H x 16"W x 16"L	(Adobe), (Desert Sand)	BPGAP13B	66	Pallet=117sq.ft.	2,100	Full Pallet \$5.34 = \$352.44
	♦(Patio) Japanese Stepping 1.63"H x 14"W x 18"L	Adobe	BPJSS13B BPJSSP13B	1 66	Each=1.75sq.ft. Pallet=115sq.ft.	30 1,980	Loose = \$5.86Each Full Pallet \$5.66 = \$373.56
	(Patio) Lake Superior 1.63"H x 12"W x 12"L Sq. / Rnd.	(Exposed Aggregate)	BPLP13B	88	Pallet=88sq.ft.	1,540	Full Pallet \$5.15 = \$453.20
	♦(Patio) Lake Superior 1.63"H x 16"W x 16"L Sq. / Rnd.	Exposed Aggregate	BPLSS13B BPLSP13B	1 66	Each=1.76sq.ft. Pallet=116sq.ft.	33 2,180	Loose = \$6.96Each Full Pallet \$6.76 = \$446.16
	(Patio) Lake Superior 1.63"H x 24"W x 24"L	(Exposed Aggregate)	BPLSSP13B	44	Pallet=176sq.ft.	2,900	Full Pallet \$13.44 = \$591.36
	♦(Patio) Log Round 1.63"H x 18"W	Random	BPLR13B BPLRP13B	1 44	Each=1.75sq.ft. Pallet=77sq.ft.	33 1,467	Loose = \$7.07Each Full Pallet \$6.87 = \$302.28
	♦(Patio) Smooth Stone 1.63"H x 24"W x 24"L	Grey, Red	BPSS13B BPSSP13B	1 44	Each=4sq.ft. Pallet=176sq.ft.	.68 2,960	Loose = \$9.19Each Full Pallet \$8.99 = \$395.56
	♦(Paver) Countryside Sq 1.75"H x 6"W x 6"L	Sand/Tan, Tan/Charcoal	BAPCS13B BAPCSP13B	1 624	Each=.25sq.ft. Pallet=156sq.ft.	5 3,120	Loose = \$.84Each Full Pallet \$.79 = \$492.96
	♦(Paver) Countryside Rec 1.75"H x 6"W x 9"L	Sand/Tan, Tan/Charcoal	BAPCR13B BAPCRP13B	1 390	Each=.38sq.ft. Pallet=148sq.ft.	7 2,730	Loose = \$1.10Each Full Pallet \$1.05 = \$409.50
	(Paver) Four Cobble Paver 1.75"H x 8"W x 8"L	(Tan/Charcoal)	BAPFCP13B	360	Pallet=156sq.ft.	3,092	Full Pallet \$.79 = \$284.40
	♦(Paver) Four Cobble Stone 1.75"H x 16"W x 16"L	Tan/Charcoal	BAFC13B BAFCP13B	1 78	Each=1.77sq.ft. Pallet=138sq.ft.	43 3,400	Loose = \$4.14Each Full Pallet \$3.94 = \$307.32
	♦(Paver) Holland Paver 45mm 1.75"H x 4"W x 8"L	Red Charcoal, Tan/Charcoal	BAPH13B BAPHP13B	1 702	Each=.22sq.ft. Pallet=156sq.ft.	4.5 3,120	Loose = \$.53Each Full Pallet \$.48 = \$336.96
	(Paver) Nature Walk 1.63"H x 14"W x 18"L	(Earhtone)	BANWP13B	96	Pallet=167sq.ft.	2,240	Full Pallet \$5.08 = \$487.68
	♦(Paver) Portage Stone 1.75"H x 15"W x 21"L	Tan/Charcoal	BAPPS13B BAPPSP13B	1 90	Each=2.18sq.ft. Pallet=196sq.ft.	26 2,340	Loose = \$3.97Each Full Pallet \$3.77 = \$339.30
	(Wall) Castle Wall 12" 4"H x 12"W x 8"D	(Charcoal),(Grey) , (Red), (Tan), (Red/Charcoal)	BWCWP13B	126	Pallet=42sq. fc.ft.	3,050	Full Pallet \$2.00 = \$252.00
	(Wall) Castle Wall Cap 2.75"H x 12"W x 9"D	(Grey), (Red),(Tan), (Red/Charcoal)	BCWCP13B	75	Pallet=75 In.ft.	1,260	Full Pallet \$2.09 = \$156.75
	♦(Wall) Chisel Wall 4"H x 12"W x 7"D	Tan/Charcoal Red/Charcoal	BWCL13B BWCPL13B	1 140	Each=.34sq. fc.ft. Pallet=46. sq. fc.ft.	22 3,080	Loose = \$3.53Each Full Pallet \$3.33 = \$466.20
	♦(Wall) Chisel Cap 2"H x 12"W x 8"D	Tan/Charcoal Red/Charcoal	BWCC13B BWCCP13B	1 100	Each=.16sq. fc.ft. Pallet=16sq. fc.ft.	14 1,400	Loose = \$2.46Each Full Pallet \$2.26 = \$226.00
	♦(Wall) Classic Wedge 4"H x 9"W x 7"D	Sand/Tan, Tan/Grey	BWC13B BWCPL13B	1 168	Each=.25sq. fc.ft. Pallet=42sq. fc.ft.	17.6 2,960	Loose = \$1.95Each Full Pallet \$1.75 = \$294.00
	♦(Wall) Countryside 4"H x 9"W x 7"D Tumbled	Sand/Tan, Tan/Grey	BWCT13B BWCTP13B	1 168	Each=.25sq. fc.ft. Pallet=42sq. fc.ft.	17.6 2,960	Loose = \$2.37Each Full Pallet \$2.17 = \$364.56
	(Wall) Double Split 4"Hx12"Wx5"D	(Red), (Tan)	BWDS13B	192	Pallet=64sq. fc.ft.	2,820	Full Pallet \$1.58 = \$303.36
	♦(Wall) Flagstone 4"H x 12"W x 6"D	Brown/Tan/Red, Tan/Grey	BWF13B BWFPL13B	1 140	Each=.33sq. fc.ft. Pallet=46sq. fc.ft.	18 2,528	Loose = \$2.39Each Full Pallet \$2.19 = \$306.60
	♦(Wall) Lodgestone 8" 3"H x 8"W x 6"D	Grey, Red, Tan Red/Charcoal	BWL13B BWLPL13B	1 315	Each=.16sq. fc.ft. Pallet=52sq. fc.ft.	8.6 2,700	Loose = \$1.32Each Full Pallet \$1.12 = \$352.80
	(Wall) Olde Manor 4"Hx12"Wx8"D	(Brown/Tan/Red) (Grey/Charcoal), (Tan/Grey)	BWMP13B	120	Pallet=40sq. fc.ft.	3,090	Full Pallet \$3.01 = \$361.20



Four Cobble Stone & Paver



Flagstone Wall

***8 & 9* See Page 1 For
Disclaimer \$0.00 Pallet
Deposit**

Red ♦ Indicates Stocked Products. (Special Orders Usually Arrive In 2 Days. In Season.)

UNILOCK



Photo: Courtesy Of Unilock®



Photo: Courtesy Of Unilock®

UNILOCK®



Photo: Courtesy Of Unilock®




Photo: Courtesy Of Unilock®

UNILOCK / Pavers

Photo: Courtesy Of Unilock®



Avante Ashlar
Full Pallet / \$5.10sq.ft.



Belpasso
Full Pallet / \$12.65sq.ft.



Brussels Block
Full Pallet / \$4.34sq.ft.



Brussels Fullnose
Full Pallet / \$5.31sq.ft.



Copthorne
Full Pallet / \$9.41sq.ft.



Courtstone
Full Pallet / \$9.38sq.ft.



Europaver
Full Pallet / \$3.65sq.ft.



Hollandstone
Full Pallet / \$2.55sq.ft. Double Holland Add \$.53sq.ft.



Il Campo
Full Pallet / \$6.60sq.ft.



O.G.C.
Full Pallet / \$3.12sq.ft.



Richcliff
Full Pallet / \$9.41sq.ft.



Rivenstone Not All Sizes In Stock
Full Pallet / \$8.94sq.ft.



Series 3000
Full Pallet / \$8.22sq.ft.



Stonehenge
Full Pallet / \$5.07sq.ft.




Torino
Full Pallet / \$8.94sq.ft.




Town Hall
Full Pallet / \$10.32sq.ft.



Trevia
Full Pallet / \$5.16sq.ft.



Turfstone
Full Pallet / \$3.08sq.ft.



Umbriano
Full Pallet / \$9.56sq.ft.









Unigranite
4x4 Full Pallet / \$11.39sq.ft. 6x6 Full Pallet / \$10.36sq.ft.

8 & 9 See Page 1 For Disclaimer - \$14.00 or \$23.00 Pallet Deposit

Red ♦ Indicates Stocked Products. (Special Orders Usually Arrive In 2 Days. In Season.)

Photos: Courtesy Of Unilock®

UNILOCK / Pavers

Style	Name	Colors	SKU	Ln.Ft. Soldier	Ln.Ft. Sailor	Units	Weight	Square Feet	Square Foot Price
	Avante Ashlar 11.5" x 19" x 2.75"	(Almond Grove), (Mahogany)	UAA13B	-	-	64	2,905	90.74	\$5.10sq.ft. = \$462.78
	Beacon Hill Flag 7.07" x 14.13" x 2.38" 14.13" x 14.13" x 2.38" 21.25" x 14.13" x 2.38"	(Beechwood), (Desert Sand), (Granite Green)	UBHR13B	-	79.58	27T/27S/18R	2,532	93.62	\$4.87sq.ft. = \$455.93
	Belpasso Rectangle 8" x 16" x 2.75"	(Castano), (Nuvola)	UBR13B	64	128	96	2,647	82.67	\$12.65sq.ft. = \$1,045.78
	Belpasso Square 8" x 8" x 2.75"	(Castano), (Nuvola)	UBS13B	128	128	192	2,647	82.67	\$12.65sq.ft. = \$1,045.78
	Brussels B. Half 4.13" x 6.88" x 2.75"	Coffee Creek, Desert Sand, Limestone, Mahogany Ash, Sandstone	USHS13B UBHP13B	24.72 173	41 288	72 504	456 3,196	7 Sections @ 14.2 99.79	\$4.84sq.ft. = \$68.73 \$4.34sq.ft. = \$433.09
	Brussels B. Std 6.88" x 8.25" x 2.75"	Coffee Creek, Desert Sand, Limestone, Mahogany Ash, Sandstone	UBSS13B UBSP13B	22.8 137	27.5 165	40 240	506 3,039	6 Sections @ 15.8 94.9	\$4.84sq.ft. = \$76.48 \$4.34sq.ft. = \$411.87
	Brussels B. XL 8.25" x 13.75" x 2.75"	Coffee Creek, Desert Sand, Limestone, Mahogany Ash, Sandstone	UBXS13B UBXP13B	27.5 82.5	45 137	40 120	1,021 3,063	3 Sections @ 31.8 95.66	\$4.84sq.ft. = \$153.92 \$4.34sq.ft. = \$415.17
	Brussels Fullnose 6" x 12" x 2.75"	Coffee Creek, Desert Sand, Limestone, Mahogany Ash, Sandstone	UBFS13B UBFP13B	24 96	- -	48 192	768 3,075	4 Sections @ 24 96ln.ft.	\$5.81ln.ft. = \$139.44 \$5.31ln.ft. = \$509.76
	Cophthorne 2.5" x 7.88" x 2.38"	Burgundy Red, Burnt Clay, Old Oak	UCL13B UCP13B	15.63 125	49.25 394	75 600	317 2,540	8 Layers @ 11.15 89.2	\$9.91sq.ft. = \$110.50 \$9.41sq.ft. = \$839.38
	Courtstone 5.13" x Variable"W x 2.38"	(Basalt), (Belgian Blue), (Dawn Mist), (Pebble Taupe)	UCE13B	-	220	64S, 64SR, 64R, 64LR, 128XLR	2,802	98.3	\$9.38sq.ft. = \$922.06
	Eco-Priora 5 Finishes 5" x 10" x 3.13"	(Beechwood)	UEP13B	102	204	245	2,668	74.6	\$3.92sqft up to \$9.62sqft
	Europaver Square 6" x 6" x 2.75"	(Beechwood)	UES13B	192	192	384	3,041	93.04	\$3.65sq.ft. = \$339.60
	Europaver Rec 6" x 12" x 2.75"	(Beechwood)	UER13B	96	192	192	3,041	93.04	\$3.65sq.ft. = \$339.60
	Europaver XL Sq 12" x 12" x 2.75"	(Beechwood)	UEX13B	96	96	96	3,041	93.04	\$3.65sq.ft. = \$339.60
	Hollandstone 4" x 8" x 2.38"	(Beechwood),(Charcoal), (Granite)(Mahogany)(RusticRed), (Sandstone)(St.Clair)(TerraCotta)	UH13B	162	324	486	2,979	106.4	\$2.55sq.ft. = \$271.32
	Holland Double 8" x 8" x 2.38"	(Rustic Red), (Terra Cotta)	UDH13B	144	144	216	2,640	94.3	\$3.08sq.ft. = \$290.45
	Il Campo Random 4" x 6" x 2.75" 6" x 6" x 2.75" 6" x 8" x 2.75"	(Heritage Brown), (Coffee Creek), (Santa Fe)	UCR13B	-	184	65T/112S /160R	3,009	89.12	\$6.60sq.ft. = \$588.20
	Il Campo Sm Rec 6" x 8" x 2.75"	(Heritage Brown), (Coffee Creek), (Dark Charcoal), (Santa Fe)	UCSR13B	144	192	288	3,139	93	\$6.60sq.ft. = \$613.80
	Il Campo Lg Rec 4" x 12" x 2.75"	(Heritage Brown), (Coffee Creek), (Santa Fe)	UCLR13B	96	288	288	3,140	93.04	\$6.60sq.ft. = \$614.07
	Il Campo Lg Sq 12" x 12" x 2.75"	(Heritage Brown), (Coffee Creek), (Santa Fe)	UCLSQ13B	96	96	96	3,140	93.04	\$6.60sq.ft. = \$614.07
	Nightec 4" x 4" x 3.13"	Aqua	UES13B	.34	.34	1	5	1 Unit @ .12	\$27.00each
	O.G.C. Circle Variable Sizes x 2.38"	Beechwood, Granite, Rustic Red, St.Clair, Terra Cotta	UOC13B	-	-	-	2,058	73.5	\$3.12sq.ft. = \$229.32
	O.G.C. S&T 2.38" x 4.75" x 2.38" 4.75" x 4.75" x 2.38"	Beechwood, Granite, Rustic Red, St.Clair, Terra Cotta	UOS13B	-	199	432S/144T	2,182	77.9	\$3.12sq.ft. = \$243.05
	O.G.C. Med Rec 4.75" x 7" x 2.38"	Beechwood, Granite, Rustic Red, St.Clair, Terra Cotta	UOR13B	133	196	336	2,187	78.1	\$3.12sq.ft. = \$243.68
	O.G.C. Lg Rec 7" x 9.5" x 2.38"	Beechwood, Granite, Rustic Red, St.Clair, Terra Cotta	UOLR13B	116	158	200	2,548	91	\$3.12sq.ft. = \$283.92
	Richcliff 6" x 9" x 2.38" 9" x 9" x 2.38" 9" x 12" x 2.38"	(Dawn Mist), (Pebble Taupe)	UR13B	-	120	64T/32S/64R	2,574	90.3	\$9.41sq.ft. = \$849.73
	Rivenstone Sm Sq 12" x 12" x 1.75"	(Bluestone), (Canyon)	URS13B	-	-	36	699	36	\$8.94sq.ft. = \$321.84
	Rivenstone Sm Rec 12" x 24" x 1.75"	(Bluestone), (Canyon)	URSR13B	-	-	18	699	36	\$8.94sq.ft. = \$321.84
	Rivenstone Med Sq 18" x 18" x 1.75"	(Bluestone), (Canyon)	URM13B	-	-	36	1,525	81	\$8.94sq.ft. = \$724.14
	Rivenstone Lg Rec 18" x 24" x 1.75"	(Bluestone), (Canyon)	URL13B	-	-	18	1,050	54	\$8.94sq.ft. = \$482.76
	Rivenstone Lg Sq 24" x 24" x 1.75"	Bluestone, Canyon	URLSE13B URLSP13B	- -	- -	1 18	75 1,353	1 Unit @ 4 72	\$9.44sq.ft. = \$37.76Each \$8.94sq.ft. = \$643.68
	Series 3000 Sm Rec 4" x 8" x 2.75"	(Black Granite)	USTS13B	144	288	432	3,100	94.6	\$8.22sq.ft. = \$777.62
	Series 3000 Sm Sq 6" x 6" x 2.75"	(Black Granite), (Crystal Rose), (Ice Grey), (Renaissance)	USTSS13B	168	168	336	2,746	81.36	\$8.22sq.ft. = \$668.78
	Series 3000 Lg Rec 6" x 12" x 2.75"	(Black Granite), (Crystal Rose), (Ice Grey), (Renaissance)	USTLR13B	96	192	192	3,140	93.04	\$8.22sq.ft. = \$764.79
	Series 3000 Lg Sq 12" x 12" x 2.75"	(Black Granite), (Crystal Rose), (Ice Grey), (Renaissance)	USTLS13B	96	96	96	3,140	93.04	\$8.22sq.ft. = \$764.79
	Stonehenge Sm Sq 6" x 6" x 2.75"	(Coffee Creek), (Mahogany)	USS13B	192	192	384	2,985	93.04	\$5.07sq.ft. = \$471.72
	Stonehenge Rec 6" x 12" x 2.75"	(Coffee Creek), (Mahogany)	USR13B	96	192	192	2,980	93.04	\$5.07sq.ft. = \$471.72
	Stonehenge Lrg Sq 12" x 12" x 2.75"	(Coffee Creek), (Mahogany)	USR13B	96	96	96	3,036	93.04	\$5.07sq.ft. = \$471.72

8 & 9 See Page 1 For Disclaimer - \$14.00-\$23.00 Pallet Deposit

UNILOCK / Paver

Style	Name	Colors	Sku	Linear Soldier	Linear Sailor	Units	Weight	Square Feet	Square Foot Price
	Torino Sm Rec 12" x 24" x 1.75"	(Blue Ridge)	UTN13B	-	-	18	700	36	\$8.94sq.ft. = \$321.84
	Torino Lg Rec 18" x 24" x 1.75"	(Blue Ridge)	UTN13B	-	-	18	1,037	54	\$8.94sq.ft. = \$482.76
	Torino Lg Sq 24" x 24" x 1.75"	(Blue Ridge)	UTN13B	-	-	18	1,352	72	\$8.94sq.ft. = \$643.68
	TownHall 4" x 9.75" x 2.75"	(Burgundy Red), (Burnt Clay), (Old Oak)	UTH13B	106	260	320	2,913	88.41	\$10.32sq.ft. = \$912.40
	Trevia 15" x 21.5" x 2.75" 13" x 15.75" x 2.75"	(Almond Grove)	UT13B	-	-	32S/32L	2,446	82.52	\$5.16sq.ft. = \$425.81
	Turfstone 16" x 24" x 3.13"	(Natural)	UTN13B	42.67	64	32	1,975	80	\$3.08sq.ft. = \$246.40
	Umbriano Sm Sq 8" x 8" x 2.75"	(Autumn Sunset), (Midnight Sky), (Summer Wheat),(Winter Marvel)	UUSS13B	128	128	192	2,647	82.67	\$9.56sq.ft. = \$790.33
	Umbriano Sm Rec 8" x 16" x 2.75"	(Autumn Sunset), (Midnight Sky), (Summer Wheat),(Winter Marvel)	UUSR13B	64	128	96	2,647	82.67	\$9.56sq.ft. = \$790.33
	Umbriano Med Sq 16" x 16" x 2.75"	(Autumn Sunset), (Midnight Sky), (Summer Wheat),(Winter Marvel)	UUMS13B	64	64	48	2,647	82.67	\$9.56sq.ft. = \$790.33
	Unigranite Sm 4" x 4" x 2.75" Check Unilock Data Guide	(Dark Charcoal), (Rose), (Slate)	UUFF13B	336	336	504 Doubles	3,466	110.7	\$11.39sq.ft. = \$1,260.88
	Unigranite Lg 6" x 6" x 2.75" Check Unilock Data Guide	(Dark Charcoal), (Rose), (Slate)	UUSS13B	200	200	200 Doubles	3,140	96.6	\$10.36sq.ft. = \$1,000.78

UNILOCK / Retaining Wall


Style	Name	Colors	Sku	Units	Linear Feet	Sq.Fc.Ft.	Weight	Price Sq. Fc. Ft.	Total Price
	Brussels D. Random 4"H x 9"/6"W x 8"D 4"H x 12"/9"W x 8"D 4"H x 15"/12"W x 8"D	(Coffee Creek), (Desert Sand), (Limestone), (Mahogany Ash), (Sandstone)	UBDR13C	30Sets	90ft	30	2,330	\$13.34	\$13.34Set = \$400.20
	Brussels D. Standard 4"H x 12"W x 8"D	Coffee Creek, Desert Sand, Limestone, Mahogany Ash, Sandstone	UBSE13C UBSP13C	1 Unit 96	1ft 96ft	.33 32	29.7 2,858	\$14.79 \$13.29	\$4.93Ea. \$4.43Ea. = \$425.28
	Brussels D. Coping 3"H x 12"/9"W x 12"D	(Coffee Creek), (Desert Sand), (Limestone), (Mahogany Ash), (Sandstone)	UBC13C	96	81ft	24	2,902	-	\$5.10Ea. = \$489.60
	Estate Wall Random 6"H x 8"W x 9"D 6"H x 12"W x 9"D 6"H x 16"W x 9"D	(Sierra)	UEW13C	16Sets	43.26ft	21.29	2,226	\$18.24	\$24.27Set = \$388.33
	Estate Corner 6"H x 12.5"W x 9"D	(Sierra)	UEC13C	16	-	28.2	1,715	-	\$9.98Ea. = \$159.68
	Estate Coping 3"H x 12"W x 9"D	(Sierra)	UE13C	72	66ft	18.75	2,391	-	\$5.34Ea. = \$384.48
	Ledgestone Closed End 2.75"H x 23.82"W x 12"D	(Buff), (Grey)	ULCE13C	12	24ft	-	769	\$18.90ln.ft.	\$37.80Ea. = \$453.60
	Ledgestone Coping 2.75"H x 24"W x 12"D	Buff, Grey	ULC13C ULP13C	1 Unit 12	2ft 24ft	- -	70 837	- \$18.90ln.ft.	\$42.00Ea. \$37.80Ea. = \$453.60
	Ledgestone Fullnose 1.75"H x 23.82"W x 12"D	(Buff), (Grey)	ULF13C	16	32ft	-	680	\$18.53ln.ft.	\$37.05Ea. = \$592.80
	Ledgestone Pillar Cap 3.5"H x 24"W x 24"D	Buff, Grey	ULPE13C ULPP13C	1 Unit 5	- -	- -	172 862	- -	\$143.40Ea. \$133.40Ea. = \$667.00
	Pisa2 Wall Tapered 6"H x 8"W x 12"D	Beechwood, Charcoal, Granite, Nevada, Rustic Red, Sandstone, St.Clair	UPWE13C UPWP13C	1 Dbl 30Dbl	1.34ft 40ft	.67 20	86 2,580	\$15.72 \$14.97	\$10.48Ea. Double \$9.98 Dbl = \$299.40
	Pisa2 Corner 6"H x 8"W x 12"D	Beechwood, Charcoal, Granite, Nevada, Rustic Red, Sandstone, St.Clair	UPCE13C UPCP13C	1 Dbl 12Dbl	- -	1.68 20.16	110 1,320	- -	\$13.79Dbl. \$13.29Dbl. = \$159.48
	Pisa2 Revers-A-Cap 3"H x 8"/7"W x 14"D	Beechwood, Charcoal, Granite, Nevada, Rustic Red, Sandstone, St.Clair	UPRE13C UPRP13C	1 Each 72	.63ft 45ft	.16 11.25	24 1,750	- -	\$4.64Ea. \$4.14Ea. = \$298.08
	Pisa2 12" Coping 3"H x 12"W x 12"D	Beechwood, Charcoal, Granite, Nevada, Rustic Red, Sandstone, St.Clair	UPTPE13C UPTP13C	1 Dbl 42Dbl	2ft 84ft	.50 21	65 2,730	- -	\$8.72Double \$8.22Dbl. = \$345.24
	Rivercrest Random Wall 2.25"H x Variable"W x 9"/10"D	(Coastal Slate), (Buff)	URW13C	32Sets	130.2ft	24.3	1,902	\$25.85	\$19.63Set = \$628.16
	Rivercrest Corner 2.25"H x 10"/12"W x 9"/10"D	(Coastal Slate), (Buff)	URC13C	64 48Long / 16Short	111ft	20.92	1,232	-	\$391.42
	Rivercrest Long Coping 2.25"H x 22"W x 11"D	(Coastal Slate), (Buff)	URLC13C	48	89.1	16.7	2,152	-	\$13.79Ea. = \$661.92
	Roman Pisa Wall Tapered 6"H x 8"W x 12"D	Beechwood, Granite, Nevada	URWE13C URWP13C	1 Dbl 30Dbl	1.33ft 40ft	.67 20	86 2,567	\$21.61 \$21.11	\$14.57Ea. Double \$14.07Dbl. = \$422.10
	Roman Pisa Corner 6"H x 8"W x 12"D	Beechwood, Granite, Nevada	URCE13C URCP13C	1 Dbl 24Dbl	- -	1.67 40.08	110 2,640	- -	\$22.90Dbl. \$22.40Dbl. = \$537.60
	Roman Pisa 12" Coping 3"H x 12"W x 12"D	Beechwood, Granite, Nevada	URTE13C URTP13C	1 Dbl 42Dbl	2ft 84ft	.50 21	65 2,750	- -	\$12.15Double \$11.65Dbl. = \$489.30
	SienaStone Standard500 7.25"H x 48"W x 20"D	(Natural)	USS13C	6	24ft	14.4	3,420	\$31.38	\$75.30Ea. = \$451.80
	SienaStone Closed-End / Step 7.25"H x 48"W x 20"D	Brown, Natural	USSE13C USSP13C	1 Each 6	4ft 24ft	2.4 14.4	570 3,420	- -	\$90.00Ea. \$81.60Ea. = \$489.60
	Splitn'Stack Standard 4"H x 8"W x 8"D	(Beechwood), (Rustic Red), (Sandstone), (St.Clair)	USSS13C	150	100ft	33	2,850	\$11.59	\$2.55Ea. = \$382.50
	Splitn'Stack Coping 4"H x 8"W x 8"D	(Beechwood), (Rustic Red), (Sandstone), (St.Clair)	USSC13C	150	100ft	33	2,850	\$11.59	\$2.55Ea. = \$382.50

8 & 9 See Page 1 For Disclaimer - \$14.00-\$23.00 Pallet Deposit

Red ♦ Indicates Stocked Products. (Special Orders Usually Arrive In 2 Days. In Season.)

UNILOCK / Retaining Walls

Photos: Courtesy Of Unilock®



◆ **Brussels Dimensional**
Standard Full Pallet / \$13.29sq.fc.ft.
Tapered Full Pallet / \$13.34sq.fc.ft.



Estate Wall
Full Pallet / \$18.24sq.fc.ft.



Ledgestone
Closed End Full Pallet / \$18.90ln.ft.
 ◆ **Coping Full Pallet / \$18.90ln.ft.**
Fullnose Full Pallet / \$18.53ln.ft.
 ◆ **Pillar Caps Full Pallet / \$133.40each**



◆ **Pisa2**
Full Pallet / \$14.97sq.fc.ft.




Rivercrest
Full Pallet / \$25.85sq.fc.ft.



◆ **Roman Pisa**
Full Pallet / \$21.11sq.fc.ft.



◆ **SienaStone Steps**
Full Pallet / \$81.60each



Splitn'Stack
Full Pallet / \$11.59sq.fc.ft.

Photos: Courtesy Of Unilock®

8 & 9 See Page 1 For Disclaimer - \$14.00-\$23.00 Pallet Deposit

UNILOCK

Photo: Courtesy Of Unilock®



Photo: Courtesy Of Unilock®



Photo: Courtesy Of Unilock®



Photo: Courtesy Of Unilock®



Installation Guide / Seminars

BELGARD®

AUTHORIZED DEALER

10 easy steps for Do-it-Yourself Installation of Paver patios, driveways & pool decks.

Step 1 Planning

Start with a good level Measure and draw a diagram of the area you want to pave, noting any existing structures such as buildings, fences and other paved areas. Rocks 'N' Roots can help you determine the best stones and the proper amount of supplies you need.

Step 2 Preparing

Contact your local utility companies before you begin excavation. Stake out an area approximately 12" larger than the area to be paved. Plan to slope the paving away from the buildings in the direction of normal drainage. Make sure that you have 90° corners at your starting point. You can do this by using the 3-4-5 triangle method. From the corner stake measure 3' across the base and 4' up the side. The diagonal line joining these two points should be 5'. If it is not, adjust the 4' side until the diagonal is exactly 5'.

Step 3 Excavating

Where there is only pedestrian traffic, a base of 4"-6" of processed gravel is recommended. To achieve this, excavate 7"-9" to allow for base material, sand and pavers. Where there will be vehicular traffic or around pools a base of 6"-8" of processed gravel is recommended. To achieve this, excavate 9"-11" deep. Make sure to excavate 12" beyond the area you plan to pave.

Step 4 Installing the Base

Compact the surface of the excavated soil with a plate compactor (you can rent these). In small areas a hand tamper may be sufficient. Fill the area with 3/4" minus crushed stone or aggregate approximately 5" thick. Compact this with the plate compactor. Wetting the gravel lightly with water will help with the compacting. When you can walk on the gravel without causing an indentation you can add the next layer of gravel and compact it. Continue to add gravel in layers until the base is approximately 3" to 3-1/2" from the desired level of the finished grade. Make sure to slope the surface for water drainage. The slope should be 3/16" per foot. Install a level line across the area using a line level. On the stake that is at the end you want to slope towards, move the line down 3/16" for every foot of pavement. For example, if your pavement will be 8' long, move the string down 1". Measure the distance from the line to the base. The distance should be equal all along the line. For example, if your pavement will be 8' long, move the string down 1". Measure the distance from the line to the base. The distance should be equal all along the line.

Step 5 Installing the Restraints

Edge restraints should always be used to prevent the pavers from rolling or spreading. You can use PVC, aluminum, concrete or pressure-treated wood. Precast concrete curbs are recommended because they are easy to install, are very durable and will accent your paving stone. Use the 3-4-5 triangle method to make sure that all corners are exactly 90°.

Step 6 Screening the Bedding Sand

Before you can lay the pavers, a bed of sand must be prepared. Use 1" outside diameter galvanized electrical conduit, strips of wood or other suitable material, such as screed rails, and place them 6' to 8' apart down the area to be paved. Measure the distance from the string lines and the screed rails at several points. If necessary, adjust the height of the rails by putting sand under them or trimming the base underneath if too high. Hand pack sand around the rails to hold them in place. Spread 1" of sand between the rails until it is slightly higher than the rails.

Use a 2" x 4" board to drag across the top to smooth and level the surface. Fill in the low spots and repeat. Remove the rails and fill in the indentations with sand, and trowel smooth as you are laying the pavers. Do not step on, compact or wet the sand after you have finished screening.

Step 7 Layering Pavers

Starting in a 90° corner, lay the pavers in the pattern you have chosen. Work outwards keeping all joint lines straight. Use string lines pulled along joint lines and parallel to the edge restraints or, chalk lines snapped on the surface of the sand bed to keep the joint lines straight. Leave a 1/8" space between pavers. Periodically check the alignment of the rows by stringing a line along the front edge of the leading row. Each paver should touch the string. If adjustment is needed use a screwdriver and hammer to move it into place. Work off the pavers you have already installed but stay away from the edge so you do not disturb the sand bed. Install remaining edge restraints. Do not try to turn the pavers with curves in your laying pattern. Cut pavers to fit along the edge restraints.

Step 8 Cutting Pavers

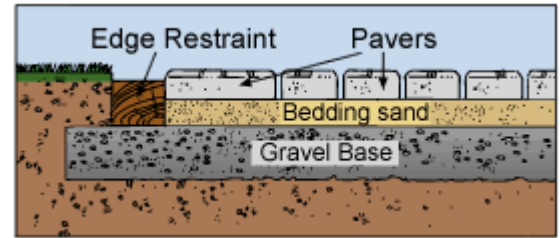
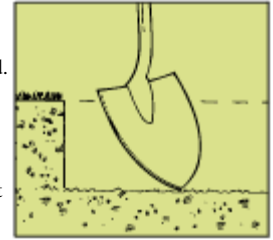
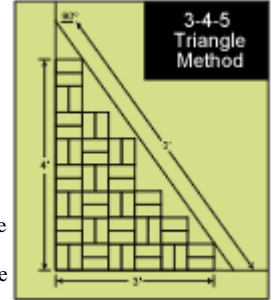
Measure and mark the pavers to be cut with a marking crayon. A diamond blade wet saw, paver splitter or a hammer and chisel can be used to cut pavers. Always wear safety glasses. If possible, keep edge stones to one half paver.

Step 9 Compacting & Setting

Sweep the surface to remove any debris. Spread masonry sand over the surface, sweeping it into the joints leaving surplus sand on the pavers. Tamp the pavers down using the plate compactor. The excess sand on the pavers will cushion the surface and the vibration will assist in filling the joints. Spread more masonry sand if required. Make two or three passes at 90° to each other and re-sweep the surface.

Step 10 Finishing

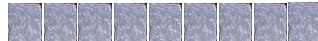
Sweep the remaining excess dry sand over the surface filling the joints. You will have to repeat this over the next few days as the sand settles and the rain compacts it.



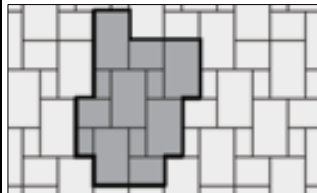
Sailor Course



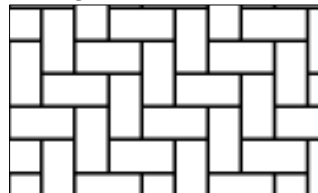
Soldier Course




Pattern Z




Herringbone



Random T



Venetian Parquet



FREE SEMINARS AND WORKSHOPS

May

- 4th – Pavers, Walls & Steps
- 11th – Pavers, Walls & Steps
- 18th – Ponds & Water garden
- 25th – Pavers, Walls & Steps

June

- 1st – Pavers, Walls & Steps
- 8th – Pavers, Walls & Steps
- 15th – Ponds & Water garden
- 22nd – Pavers, Walls & Steps
- 29th – Pavers, Walls & Steps

July

- 6th – Pavers, Walls & Steps
- 13th – Pavers, Walls & Steps
- 20th – Ponds & Water garden
- 27th – Pavers, Walls & Steps

August

- 3rd – Pavers, Walls & Steps
- 10th – Pavers, Walls & Steps
- 17th – Ponds & Water garden
- 24th – Pavers, Walls & Steps
- 31st – Pavers, Walls & Steps

September

- 7th – Pavers, Walls & Steps
- 14th – Pavers, Walls & Steps
- 21st – Ponds & Water garden
- 28th – Pavers, Walls & Steps

All Classes Start Saturdays
at 10:00a.m.

Rain or Shine.

Free of Charge.

No Reservations Needed.

Classes are Subject to Change.

Fire Kits, Fire Pits and Harmony Outdoor



Fireplace Bottom Only (Gas)



Grill Island



Name	SKU#	Price
Brighton Fireplace 36" Wood	BRFW18H	\$5,842.93
Brighton Fireplace 36" Gas Bottom Only	BRFG18H	\$5,859.80
Brighton Fireplace 36" Gas With Chimney	BRGC18H	\$7,561.49
Brighton Wood Boxes Sold as Pair	BRWB18H	\$1,870.79
Bristol Fireplace 36" Wood	BBFW18H	\$6,683.54
Bristol Fireplace 36" Gas Bottom Only	BBFG18H	\$6,969.65
Bristol Fireplace 36" Gas With Chimney	BBGC18H	\$9,202.04
Bristol Wood Boxes Sold as Pair	BBWB18H	\$2,581.30
Bristol Hearth Arched	BBHA18H	\$1,079.09
Bristol Water Feature 12" Sold as Pair	BBWF18H	\$5,586.05
Bristol Brick Oven Wood	BBBO18H	\$9,587.52
Bristol Grill Island 36" Grill & Double Doors	BBGI18H	\$7,664.50
Bristol Bar Island Door & Fridge	BBBI18H	\$5,852.31
Jamestown Fireplace 36" Wood	BJFW18H	\$7,432.58
Jamestown Wood Boxes Sold as Pair	BJWB18H	\$3,194.56
Jamestown Hearth	BJH18H	\$1,586.77
Wexford Fireplace 36" Wood	BWFW18H	\$7,284.40
Wexford Wood Boxes Sold as Pair	BWWB18H	\$2,740.56
Wexford Hearth	BWH18H	\$1,157.19
CBO 500 Bundle	BCSB18H	\$2,267.40
CBO 750 Bundle	BCLB18H	\$3,262.89
Etna 500 Oven	BES18H	\$3,485.18
Etna 750 Oven	BEL18H	\$4,859.54
Amici 500 Oven & Cart	BAS18H	\$3,767.40
Amici 750 Oven & Cart	BAL18H	\$5,586.35



Fireplace (Wood or Gas)



Water Feature 24" spillway



Wood Boxes (Sold as Pair)



Bar Island



Hearth



Water Feature 12" Pair



Brick Oven (Wood)



Etna 500 Oven or 750 Grande Oven



CBO 500 or 750 Bundle: Door, Flue adaptor, Insulating, mortar, board & blanket, Pizza Peel, Brush

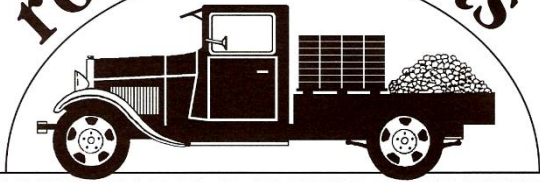


Amici 500 Oven & Cart or 750 Grande Oven & Cart

Name	SKU#	Price
Barcelona Fireplace 36" Wood	UBFW18H	\$6,822.18
Barcelona Wood Boxes Sold as Pair	UBWB18H	\$3,233.43
Barcelona Hearth Arched	UBHA18H	\$1,123.68
Concorde Fireplace 36" Wood	UCFW18H	\$6,300.18
Concorde Wood Boxes Sold as Pair	UCWB18H	\$1,544.18
Concorde Fireplace 36" Gas Bottom Only	UCFG18H	\$6,191.43
Concorde Fireplace 36" Gas With Chimney	UCFC18H	\$7,677.68
Tuscany Fireplace 36" Wood	UTFW18H	\$6,698.93
Tuscany Fireplace 36" Gas Bottom Only	UTFG18H	\$6,292.93
Tuscany Fireplace 36" Gas With Chimney	UTFC18H	\$8,177.93
Tuscany Wood Boxes Sold as Pair	UTWB18H	\$2,631.68
Tuscany Hearth Arched	UTHA18H	\$1,145.43
Tuscany Water Feature 12" Sold as Pair	UTWP18H	\$6,437.93
Tuscany Brick Oven Wood	UTBO18H	\$9,134.93
Tuscany Grill Island 36" Grill & Double Doors	UTGI18H	\$6,800.43
Tuscany Water Feature 24" Spillway	UTWF18H	\$4,748.68



rocks 'n' roots



LANDSCAPE & POND SUPPLIES

62520 VAN DYKE • WASHINGTON, MI 48094 • (586) 752-4900 • WWW.ROCKSNROOTS.COM

- PICK-UP
- DELIVERY
- DIRECT LOADS
- RETAIL
- WHOLESALE



See more on our web site!



Visit us on Facebook and Twitter!

Rocks 'N' Roots
is one of Michigan's largest and oldest
landscape hardgood and pond supply centers.

In 1918 when Patriarch August Zendt arrived from Switzerland, speaking almost no English, he had a dream of starting a landscape company, and in 1928 began to fulfill that dream with one small pickup truck. As each of his three sons graduated from MSU with Horticultural degrees, they joined him and built one of Michigan's most prestigious landscape construction and maintenance companies—Zendt's Landscaping, which, during its run, won many regional and national awards.

From their experience in the construction and maintenance areas, in 1994 Jack and Barbara Zendt saw the need for a supply yard that would offer a wide range of landscape hardgood, sprinkler, lighting and pond materials with quick and comfortable service for the contractor, while in an inviting and informative atmosphere friendly enough for homeowners too---and, **Rocks 'n' Roots** was born.

Today **Rocks 'n' Roots** is a fourth-generation, family owned and operated company with over 170 combined years of hands-on experience. Several of their employees transitioned from Zendt's Landscaping and have been with **Rocks 'n' Roots** from its inception. Located on Van

Dyke just south of 29 Mile, it is in an area of amazing growth and very convenient to the Van Dyke Expressway.



The first thing a customer will notice at **Rocks 'n' Roots** is the vast selection. From over 40 types of decorative stone, 20 mulches (both bulk and bagged), topsoil, sand, natural walls, flag and outcropping, pavers and walls from the most trusted and well known companies including Belgard, Fendt, Oaks and Unilock, to veneer, pond kits, pumps, chemicals, hydroponics, transformers, low-voltage lights, sprinkler heads, tools, fittings and so much more-- **Rocks 'n' Roots** has it all. This year outdoor fire rings and fire glass are the newest additions.

Everything is on display, and much of it is showcased in beautiful paver and flagstone walkways, ponds, waterfalls, bubbling rocks, decorative retaining walls and beds of stone and mulch. There is a 7,000 sq. ft. store with displays of lighting, water features and fire rings. **Rocks 'n' Roots** is constantly evolving its inventory to better service its clientele. If there is something they do not carry that a customer needs they will try to find it, and if it is something that a customer uses often, they will stock it. The sales staff always greets customers with a smile and makes them right at ease, happy to help them with their project, large or small. Additionally, there are free seminars on Saturdays during season, rain or shine. Check their informative web site for times, product information and ideas.

www.rocksnroots.com.

If August Zendt were here today, he would be extremely proud!



FAMILY OWNED AND OPERATED! SINCE 1928!

